

INTRODUCTION

Dear Readers,

The second quarter of 2014 ended with a very significant event for the Polish registry. On 25 June 2014 NASK provided the .gov.pl domain secured with the DNSSEC protocol, which means that the consecutive phase of NASK's mission to raise the security level of names, registered in the domain designed for national institutions, was completed. We shall not forget that the first step, the most important in this process, was the transfer of the entire service of .gov.pl domain from the Institute of Fundamental Technological Research Polish Academy of Sciences to NASK.

Due to covering the .gov.pl domain registry with the DNSSEC protocol, directing the traffic to false Internet websites, which pretend to be held by state institutions, is going to be much more difficult.

The DNSSEC protocol for the .pl domain was implemented by NASK in June 2012 and within the first two years of this solution functioning in the Polish registry almost 16 thousand domain names, and in the last quarter alone, more than 2 thousand domain names were secured with the protocol.

The second quarter of this year, similarly as in previous years, was characteristic of lower registration number of .pl domain names, as compared with the first three months of this year. During the period from April to June 245 500 new names were entered to the .pl domain registry and the first half of the year was ended with 2 491 276 domain names active in DNS, maintained for more than 935 thousand Registrants.

The lower number of registrations caused that during the last quarter the number of active domain names decreased by 4 429, i.e. by ca. 0.2%. Simultaneous decrease in the renewal level by 0.66 p.p., which is subject to periodical fluctuations, basing on the data presented in the report, influenced also the accrual decrease in the number of active names. However, it should be noted that this decrease pertained only to the regional domain names, administered by NASK, and it was higher than the total increase in the number of domains maintained directly in .pl and functional domains.

I invite you to get acquainted with the newest report, presenting the data from the .pl domain registry for the second quarter of 2014.

Michał Chrzanowski
NASK Director

TABLE OF CONTENTS

- 2 Introduction
- 3 Table of contents
- 4 Number of .pl domain names in DNS
- 5 Number of new .pl domain name registrations
- 6 Number of new .pl domain name registrations, daily average
- 7 Number of new .pl domain names as divided into the type of zone
- 8 Renewal rate of .pl domain names
- 9 Transfers between Partners
- 10 DNSSEC in the .pl domain name
- 11 Registrants of .pl domain names
- 12 DNT
- 13 WLS
- 14 NASK Partners
- 15 Market share between Partners considering .pl domain names
- 16 Market share between Partners considering new registrations
- 17 Market share between Partners considering Registrants
- 18 Market share between Partners considering DNT registrations
- 19 Market share between Partners considering WLS registrations

NUMBER OF .PL DOMAIN NAMES IN DNS

The .pl domain registry ended the first half of 2014 with **2 491 276** domain names active in DNS.

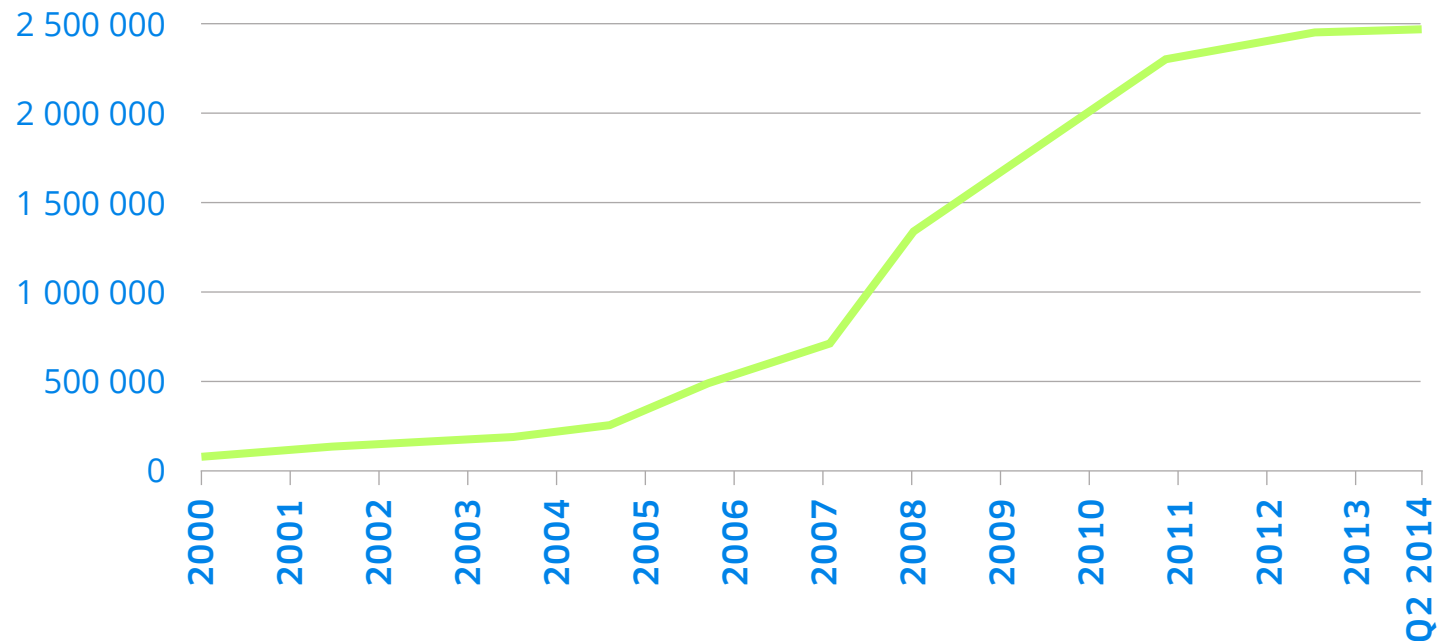
During the second quarter of 2014 the registry, run by NASK, recorded the increase in the number of domain names, maintained directly in the .pl domain, by **1 140**, and in the names maintained in the functional domain, by **3 276**. On the other hand, the number of names, maintained in the regional domains administered by NASK (e.g. .waw.pl, .poczta.pl), dropped during the second quarter by **8 845**.

In the second quarter of 2014 **4 429** active .pl domain names were erased from the registry, whereas, it is worthwhile to note that in April the volume increased by **1 635** names and then in the consecutive two months the number decreased by **3 115** in May and **2 949** in June.

The domain names with diacritic signs (the so called IDNs) at the end of June 2014 constituted **2.18%** of all active .pl domain names and their number equalled **54 272**.

NUMBER OF .PL DOMAIN NAMES IN DNS

Copyright by NASK



NUMBER OF NEW .PL DOMAIN NAME REGISTRATIONS

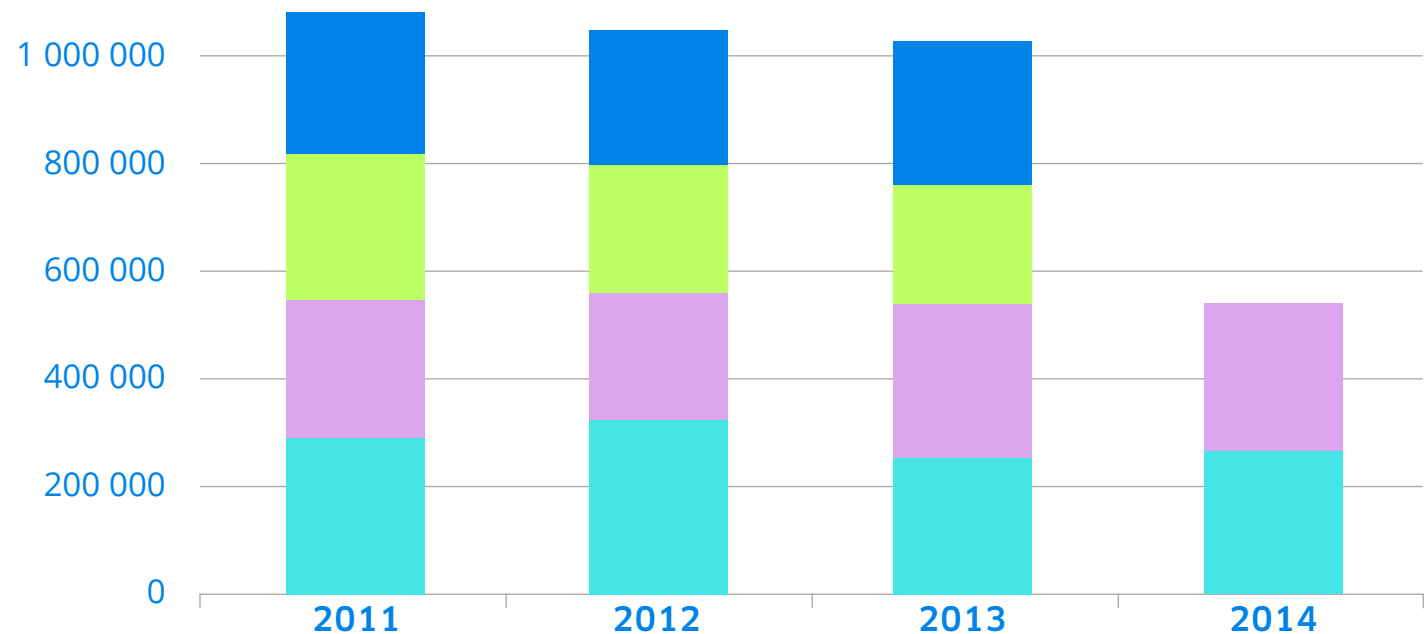

During the second quarter of 2014 **245 500** new domain names were registered in the .pl domain registry. The number of registrations in particular months amounted to **87 424** in April, **80 154** in May and **77 922** in June.

The number of names registered in the first half of 2014 amounted to **529 980** and it was by **293** higher than the number of names registered in the corresponding period in 2013.

The domain names contained diacritic signs constituted **2.16%** of new registrations and their number equalled **5 303**.

NUMBER OF .PL DOMAIN NAME REGISTRATIONS

Copyright by NASK



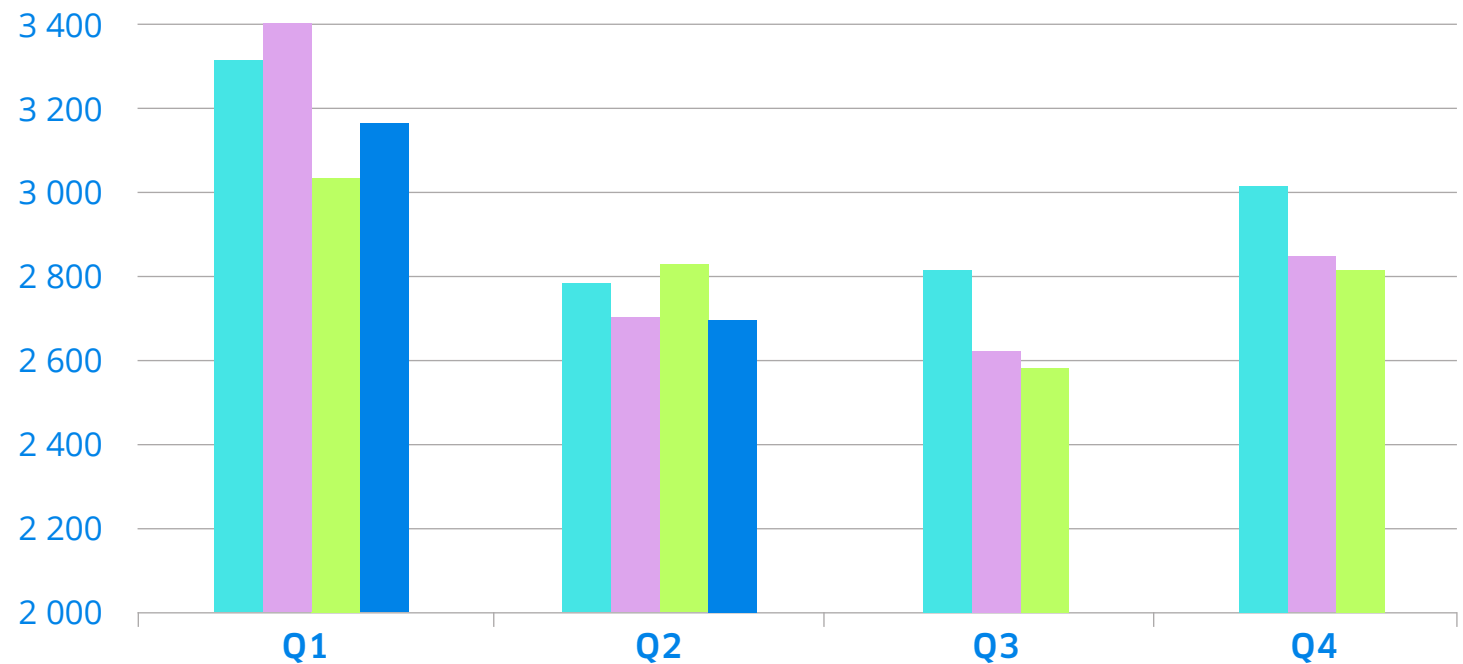
NUMBER OF NEW .PL DOMAIN NAME REGISTRATIONS, DAILY AVERAGE

In the second quarter of 2014 the daily average number of .pl domain name registrations amounted to **2 698**.

The month when the highest number of domain names was registered daily average was April with the result of **2 914** new domain names. In May daily average **2 586** names were registered, whereas in June **2 597** names were entered in the registry.

NUMBER OF .PL DOMAIN NAME REGISTRATIONS, DAILY AVERAGE

Copyright by NASK



NUMBER OF NEW .PL DOMAIN NAMES AS DIVIDED INTO THE TYPE OF ZONE

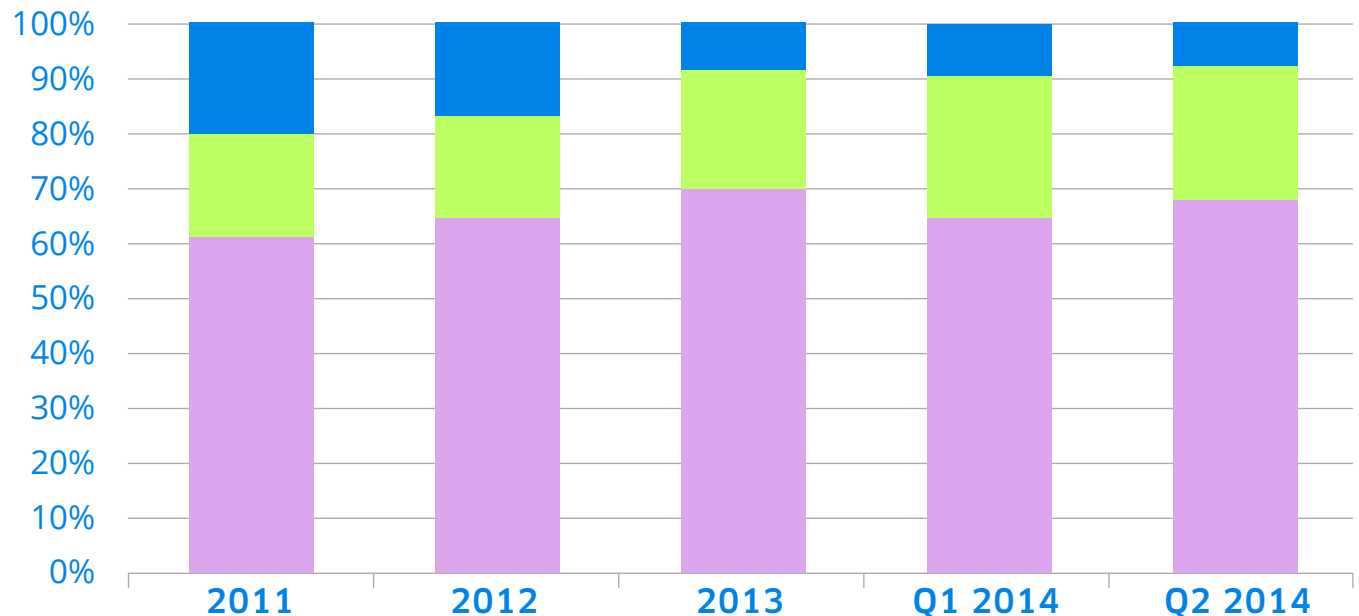
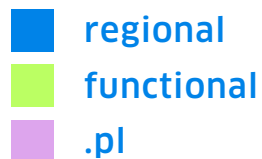
In the second quarter of 2014, similarly as in previous years, the most frequently chosen type of zone for a new registration was the .pl zone, which was followed by the functional zones, whereas the least popular were the regional zones.

During the quarter under discussion the number of names registered directly in the .pl zone amounted to **165 189**, which constituted **67.29%**

of the total number of registrations carried out in this period. There were **60 622** names registered in the functional domains, administered by NASK, which in turn constituted **24.69%** of effected registrations. **19 689** names registered in the regional domains had the lowest share in the total number of new registrations, namely **8.02%**.

NUMBER OF NEW SECOND LEVEL, REGIONAL AND FUNCTIONAL .PL DOMAIN NAME REGISTRATIONS

Copyright by NASK



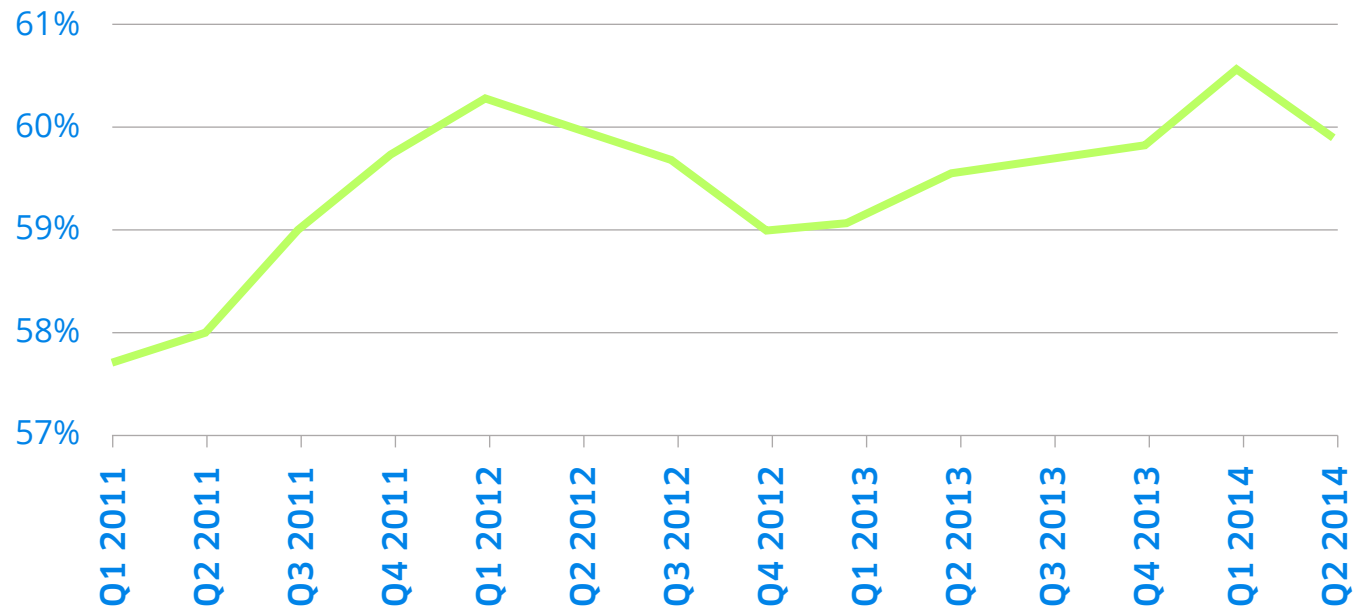
RENEWAL RATE OF .PL DOMAIN NAMES

At the end of the first half of 2014 the share of renewed names in the number of .pl domain names subject to be renewed for a consecutive billing period equalled **59.93%**. As compared to the result from the first quarter of 2014 the rate dropped by **0.66 p.p.**, while against the result noted at the end of 2013 the rate increased by **0.15 p.p.**

During the second quarter of 2014 the Registrants renewed almost **342 thousand** .pl domain names. **74.08%** of renewed names were registered directly in the .pl domain, **20.89%** in functional domains and the remaining **5.14%** in the regional domains serviced by NASK. In case of **704** names the end date of the billing period was shifted by individually defined number of days.

RENEWAL RATE OF .PL DOMAIN NAMES

Copyright by NASK



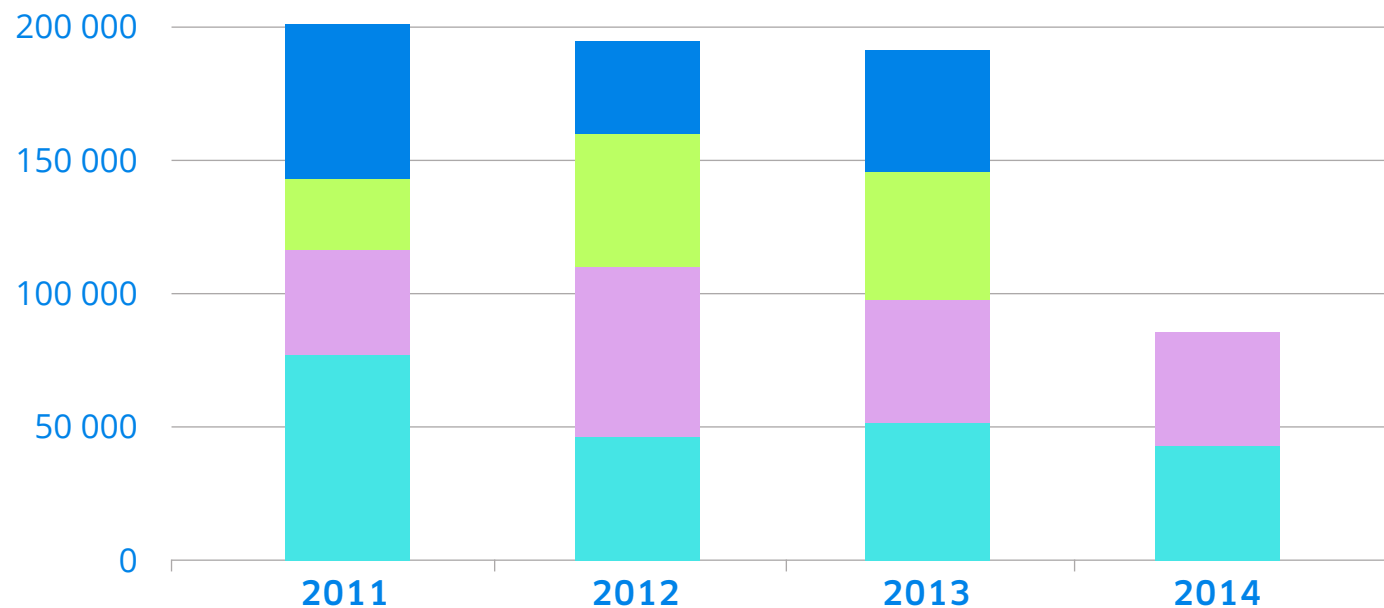
TRANSFERS BETWEEN PARTNERS

From the beginning of April to the end of June 2014 the .pl Registrants **42 449** times changed the Registrar servicing the maintained domain name. In **681** cases the Registrar change was performed with the simultaneous renewal of the .pl domain name for a consecutive billing period, whereby **417** of them were made after the previous billing period had been completed.

In the first half of 2014 **84 993** .pl domain name transfers were carried out among the NASK's Partners, i.e. by over **13 thousand** fewer than in the corresponding period in the previous year.

NUMBER OF .PL DOMAIN NAME TRANSFERS

Copyright by NASK



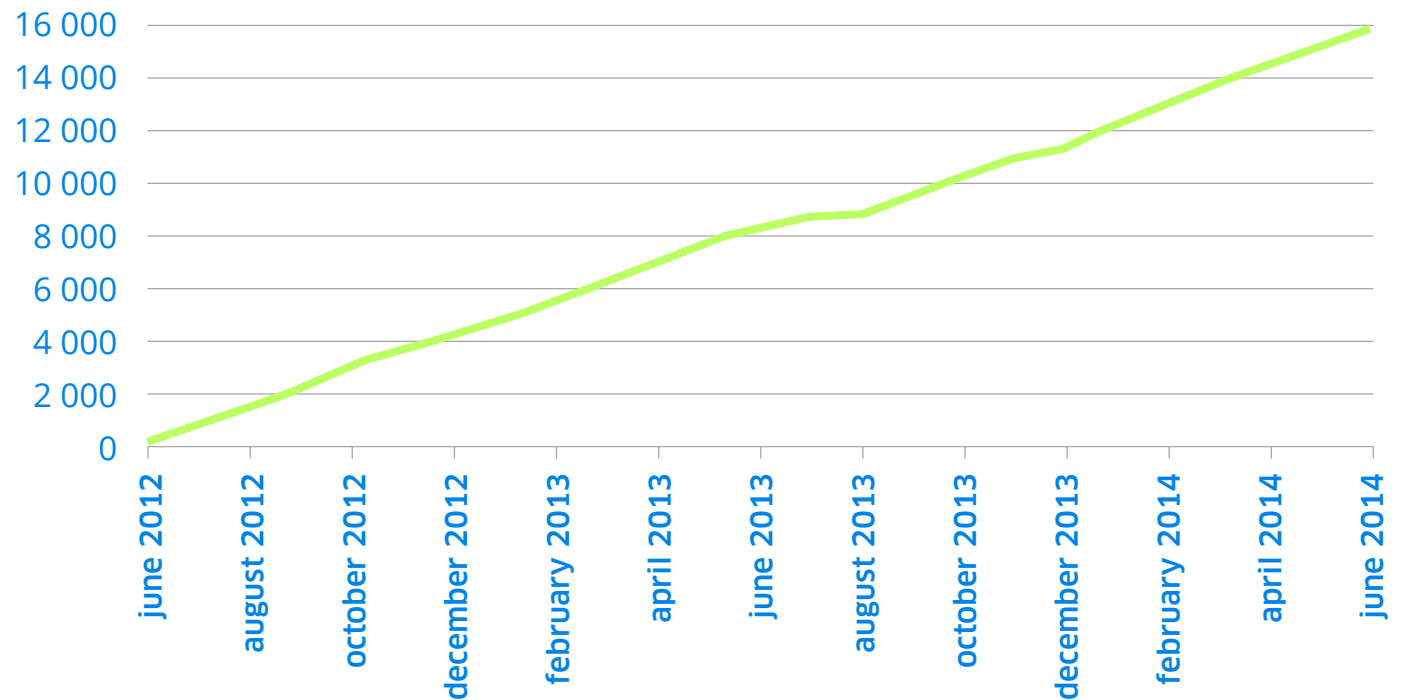
DNSSEC IN THE .PL DOMAIN NAME

With the end of the first half of 2014 the .pl domain registry contained **15 851** .pl domain names secured with the DNSSEC protocol. During the period from 1 April to 30 June the number of secured names increased by **2 016**.

With the end of June 2014, twenty six .pl domain Registrars serviced .pl domain names, holding the records confirming a proper DNSSEC security.

NUMBER OF THE .PL DOMAIN NAMES SECURED WITH DNSSEC

Copyright by NASK



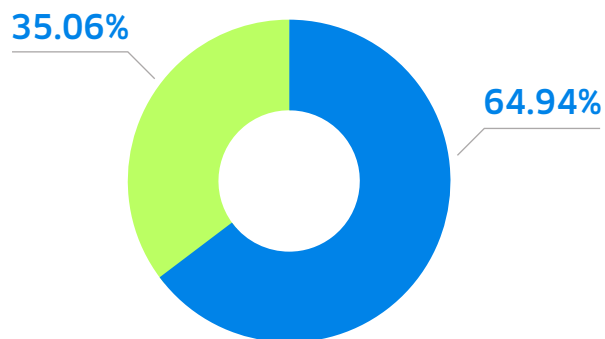
REGISTRANTS OF .PL DOMAIN NAMES

The .pl domain registry at the end of June 2014 contained **935 thousand** Registrants. **64.94%** of Registrants were entrepreneurs and the remaining **35.06%** natural persons.

Out of **2 491 276** .pl domain names active in DNS **66.14%** were maintained for entrepreneurs and **33.86%** for natural persons.

DIVISION OF REGISTRANTS OF .PL DOMAIN NAMES, Q2 2014

Copyright by NASK

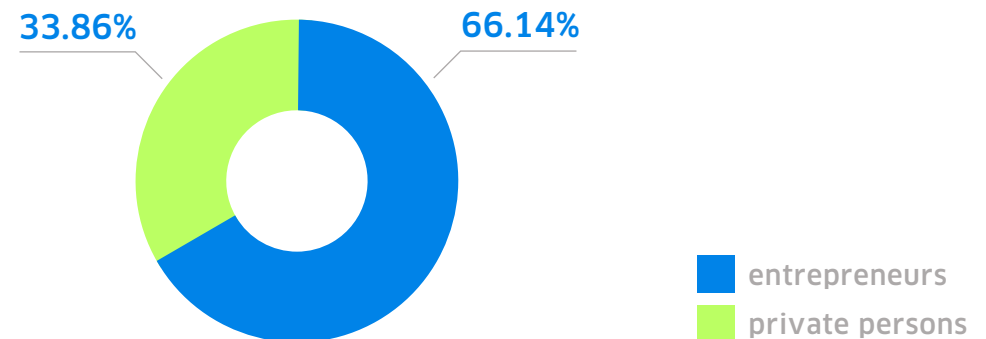


On average **2.67** .pl domain names fell for one Registrant. **67.16%** of Registrants maintained one .pl domain name, **14.58%** maintained two domain names, **15.32%** maintained from three to nine names and **2.94%** of Registrants maintained ten and more domain names.

94.47% of .pl domain names were maintained for the Registrants seated in Poland. The largest number of .pl domain names abroad was maintained for the Registrants from Germany, the United States and Great Britain.

DIVISION OF .PL DOMAIN NAMES FOR REGISTRANTS, Q2 2014

Copyright by NASK



DNT

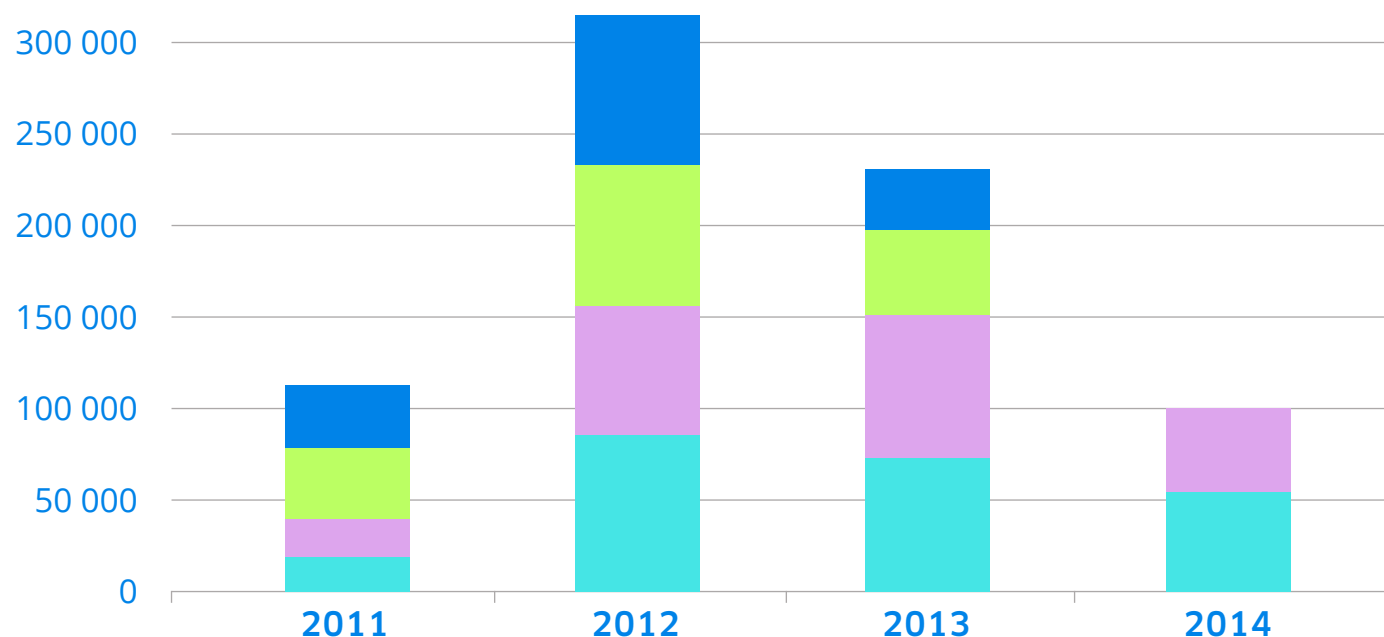
In the second quarter of 2014, there were concluded **47 477** agreements on 14-day .pl domain name tests (DNT). **3.37%** of tested names were registered for the tester, while the remaining **96.63%** returned to the pool of names available for registration.

21 756 .pl domain names were tested in April, **15 755** in May and **9 966** in June.

Since launching the service in September 2007, totally **more than 1 million** .pl domain names were tested, with **5.82%** thereof ended with registration.

NUMBER OF DNT REGISTRATIONS

Copyright by NASK



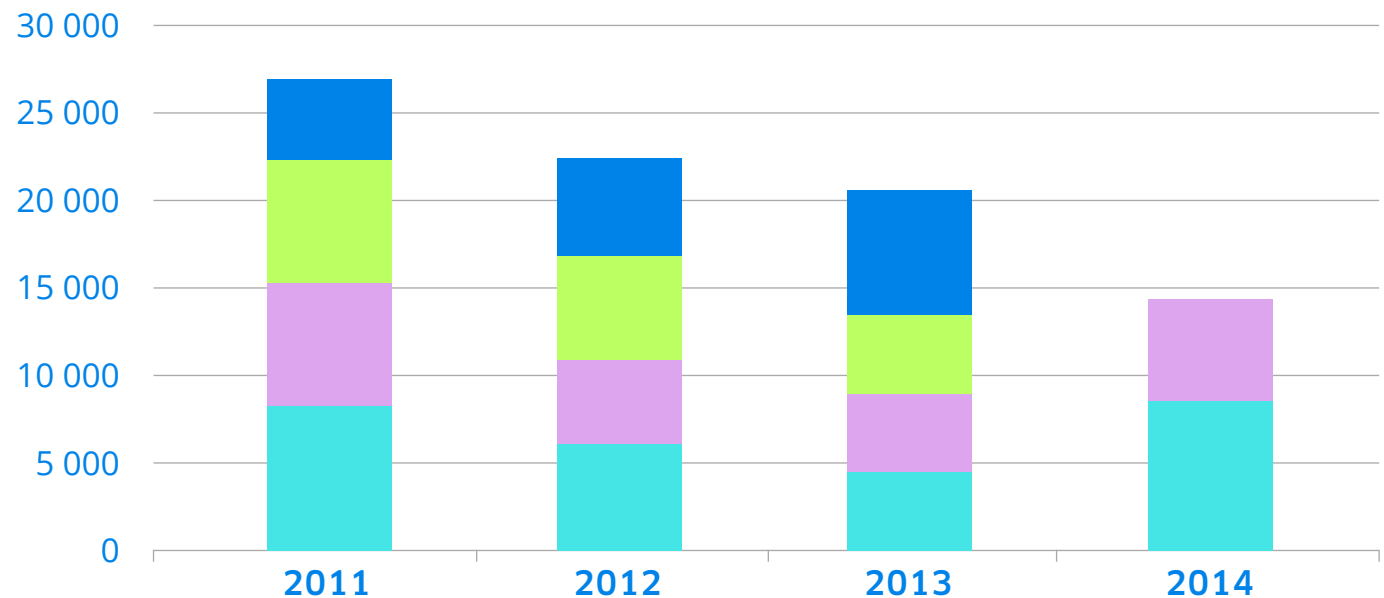
WLS

From the beginning of April to the end of June 2014 **5 706** new agreements on options for registration of the .pl domain names (WLS) were concluded. Out of all existing agreements, **458** were renewed for consecutive three years, while **2 187** options ended with the provision of the .pl domain name for registration, however, in case of **115** .pl domain names made available, the formal requirements were not met or the domain registration was cancelled which resulted in the domain names being released to the group of names available for registration.

Since launching the service in June 2004, out of all purchased options **43.45%** ended with providing the .pl domain name for registration by the option holder.

NUMBER OF WLS REGISTRATIONS

Copyright by NASK



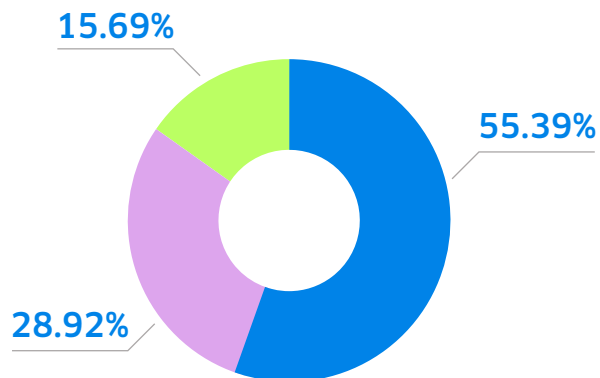
NASK PARTNERS

With the end of the first half of 2014 the .pl domain registry cooperated with **204** Registrars from all over the world. Located in Poland, **113** entities, belonging to the NASK Partner Programme, serviced totally **76.90%** of .pl domain names.

In the second quarter of 2014, out of all the foreign Registrars **59** had their registered offices in Europe, while **32** were seated beyond Europe. Totally, they serviced **23.10%** of names.

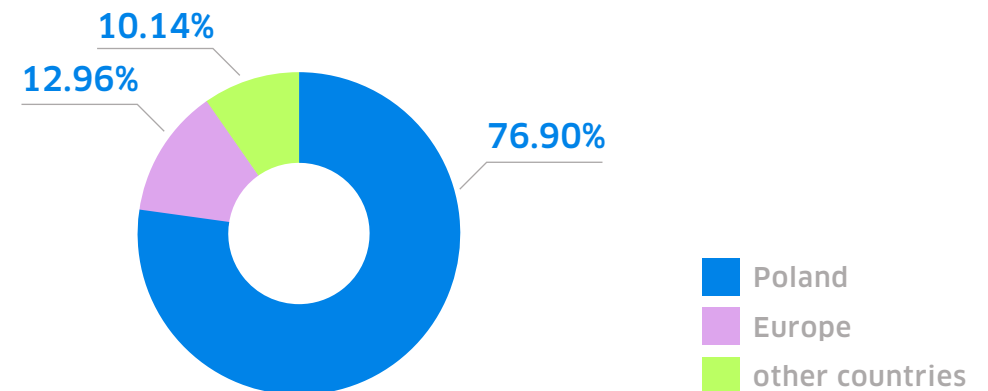
PARTNERS OF NASK, DIVISION BY PLACE OF RESIDENCE, Q2 2014

Copyright by NASK



.PL DOMAIN NAME MARKET SHARE BETWEEN PARTNERS CONSIDERING THE PLACE OF RESIDENCE, Q2 2014

Copyright by NASK



MARKET SHARE BETWEEN PARTNERS CONSIDERING .PL DOMAIN NAMES

At the end of June 2014 the NASK's Partners serviced totally **99.10%** of .pl domain names, with **79.98%** thereof serviced by the Registrars from the presented TOP 10.

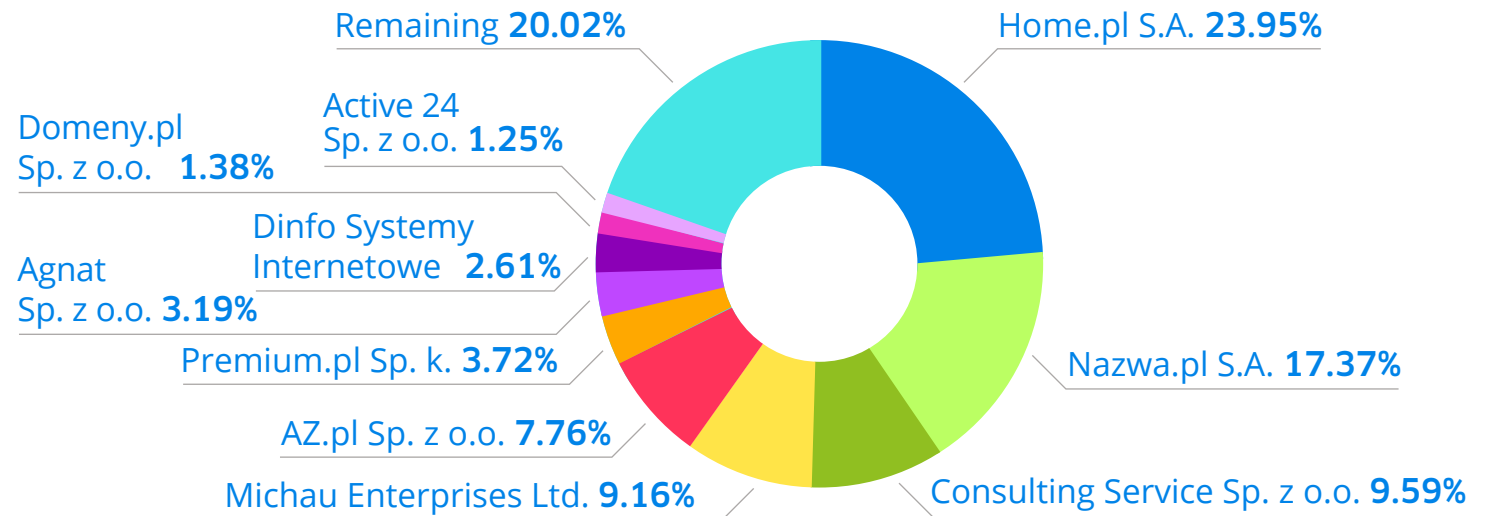
The highest number of active .pl domain names were serviced by Home.pl S.A. – **23.95%**. In the second quarter of 2014 the number of names serviced by that Registrars grew by **3.31%**, as compared with the previous quarter. Nazwa.pl S.A. and Consulting Service Sp. z o.o.

also recorded a slight increase in the number of serviced names, comparing to the first quarter of 2014, by **0.13%** and **0.51%** respectively.

The remaining Registrars maintained the share in the market at the level approximate to the previous quarter with the following results: Michau Enterprises Ltd. – **9.16%**, AZ.pl Sp. z o.o. – **7.76%**, Premium.pl Sp. k. – **3.72%**, Agnat Sp. z o.o. – **3.19%**, Dinfo Systemy Internetowe – **2.61%**, Domeny.pl Sp. z o.o. – **1.38%** and Active 24 Sp. z o.o. – **1.25%**.

MARKET SHARE BETWEEN PARTNERS CONSIDERING .PL DOMAIN NAMES, Q2 2014 *

Copyright by NASK



*The graph presents TOP 10 of NASK Partners that agreed to make their market share data public.

MARKET SHARE BETWEEN PARTNERS CONSIDERING NEW REGISTRATIONS

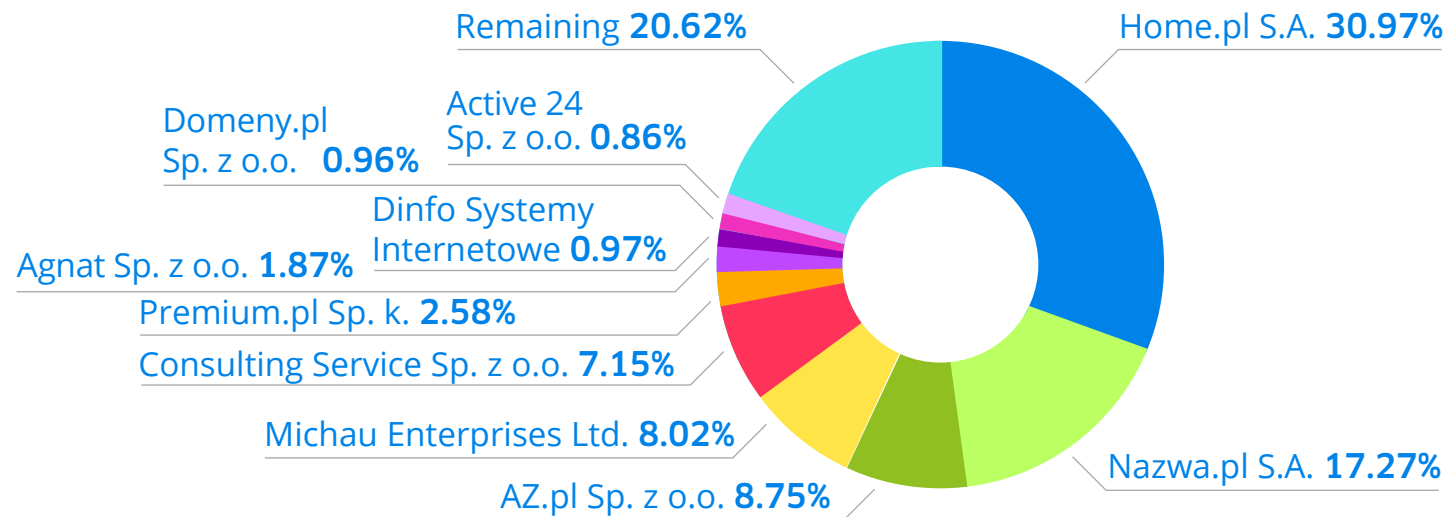
From the beginning of April till the end of June 2014 **99.98%** of new .pl domain names were registered via the NASK's Partners.

The most frequently chosen NASK's Partner was Home.pl S.A., which assisted in concluding **30.97%** of new agreements. The second most frequently chosen Partner was Nazwa.pl S.A. with **17.27%** share in the market of new registrations.

Among the first 10 Registrars, having the share of registered domain names below 10%, were: AZ.pl Sp. z o. o. – **8.75%**, Michau Enterprises Ltd. – **8.02%**, Consulting Service Sp. z o.o. – **7.15%**, Premium.pl Sp. k. – **2.58%**, Agnat Sp. z o.o. – **1.87%**, Dinfo Systemy Internetowe – **0.97%**, Domeny.pl Sp. z o.o. – **0.96%** and Active 24 Sp. z o. o. – **0.86%**.

MARKET SHARE BETWEEN PARTNERS CONSIDERING NEW .PL DOMAIN NAME REGISTRATIONS, Q2 2014*

Copyright by NASK



*The graph presents TOP 10 of NASK Partners that agreed to make their market share data public.

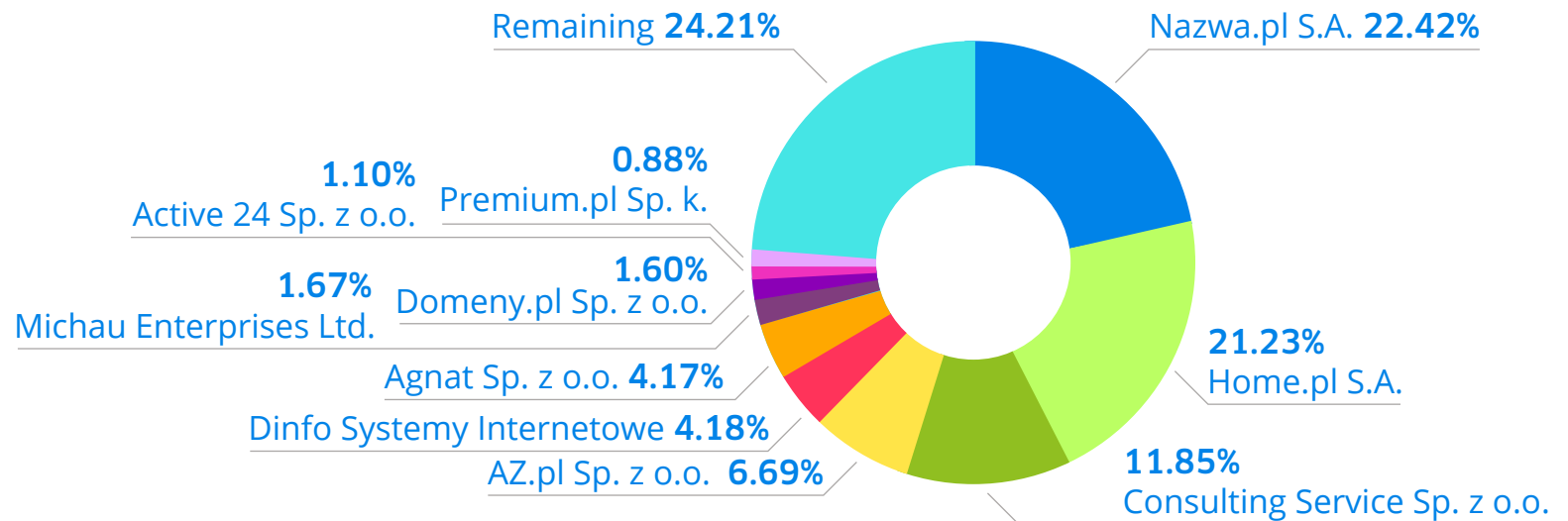
MARKET SHARE BETWEEN PARTNERS CONSIDERING REGISTRANTS

With the end of the first half of 2014, the NASK's Partners were servicing **98.31%** of the Registrants of the .pl domain names active in DNS. The largest number of Registrants, **22.42%**, was serviced by Nazwa.pl S.A., the second place was occupied by Home.pl S.A., servicing **21.23%** of Registrants. The consecutive places in the breakdown, with the re-

sults corresponding to those noted in the previous quarter, were taken by: Consulting Service Sp. z o.o. – **11.85%**, AZ.pl Sp. z o.o. – **6.69%**, Dinfo Systemy Internetowe – **4.18%**, Agnat Sp. z o.o. – **4.17%**, Michau Enterprises Ltd. – **1.67%**, Domeny.pl Sp. z o.o. – **1.60%**, Active 24 Sp. z o.o. – **1.10%** and Premium.pl Sp. k. – **0.88%**.

MARKET SHARE BETWEEN PARTNERS CONSIDERING .PL DOMAIN NAME REGISTRANTS, Q2 2014*

Copyright by NASK



*The graph presents TOP 10 of NASK Partners that agreed to make their market share data public.

MARKET SHARE BETWEEN PARTNERS CONSIDERING DNT REGISTRATIONS

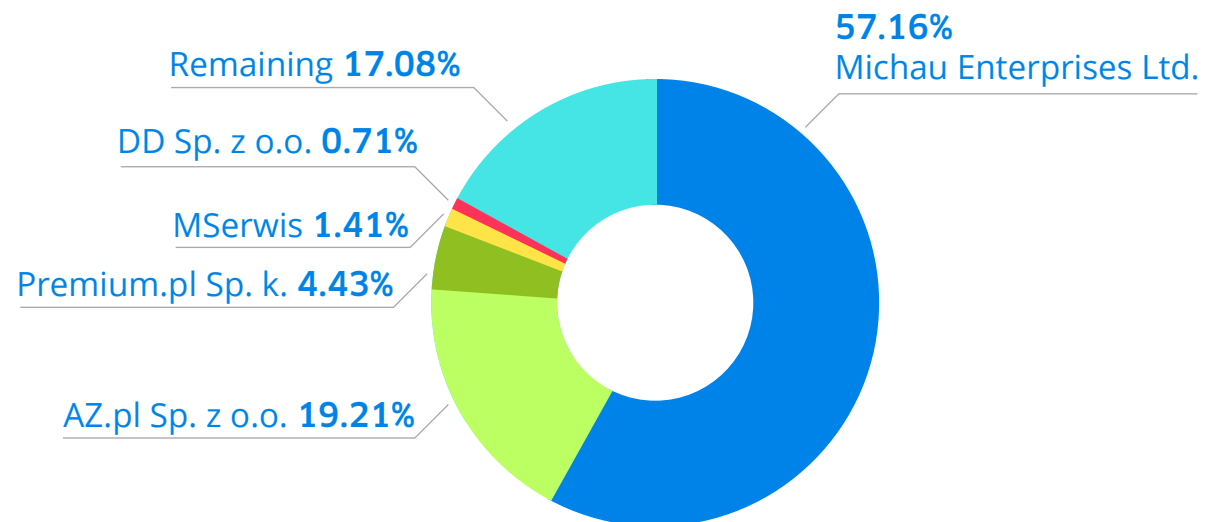
In the second quarter of 2014 the biggest share in the DNT market was recorded by Michau Enterprises Ltd., assisting in concluding **57.16%** of agreements. The second most frequently chosen Partner by means of which clients registered **19.21%** of agreements, was AZ.pl Sp. z o. o.

Among the most significant players during the presented period in the DNT market were also: Premium.pl Sp. k. – **4.43%**, MSerwis **1.41%** and for the first time in the breakdown, DD Sp. z o. o. with **0.71%** share.

The Partners from beyond the presented TOP 5 assisted in concluding totally **over 17%** of the .pl domain name tests.

DNT MARKET SHARE BETWEEN PARTNERS, Q2 2014*

Copyright by NASK



*The graph presents TOP 5 of NASK Partners that agreed to make their market share data public.

MARKET SHARE BETWEEN PARTNERS CONSIDERING WLS REGISTRATIONS

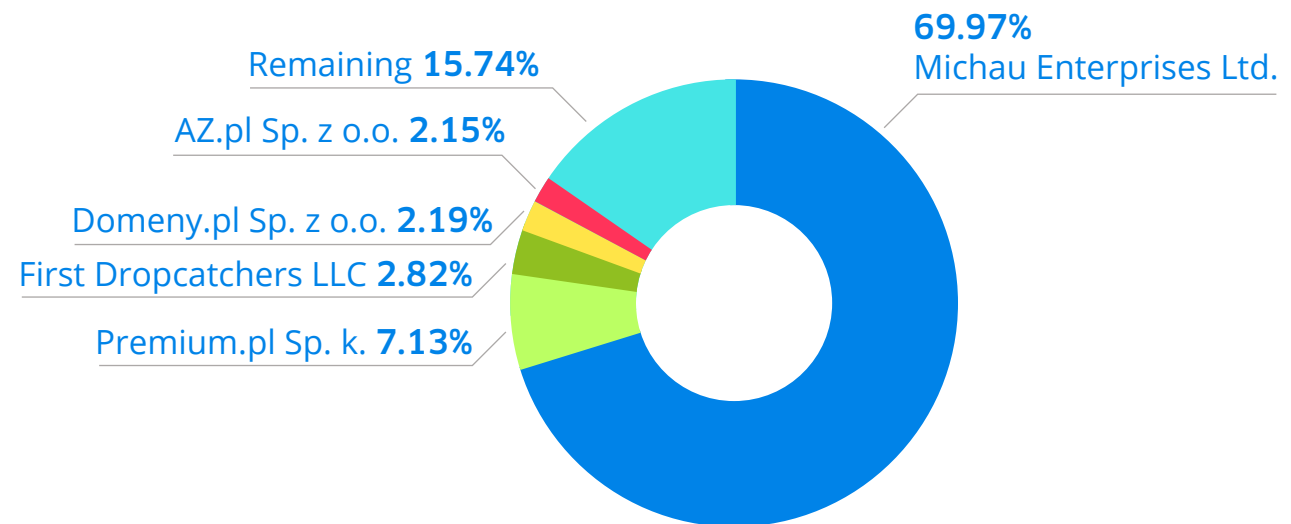
In the second quarter of 2014 the agreements on options for .pl domain name registration were most frequently concluded via Michau Enterprises Ltd. with the assistance of which **69.97%** of options were set. Further NASK's Partners, most frequently chosen by option buyers in the discussed period, were: Premium.pl Sp. k. – **7.13%**, First Drop-

catchers LCC – **2.82%**, Domeny.pl Sp. z o.o. – **2.19%** and AZ.pl Sp. z o. o. with **2.15%** of share in the option market.

The Registrars, from beyond the Top 5, serviced totally **15.74%** of new agreements on the options for registration of the .pl domain name.

WLS MARKET SHARE BETWEEN PARTNERS, Q2 2014*

Copyright by NASK



*The graph presents TOP 5 of NASK Partners that agreed to make their market share data public.