

**Q1 .pl domain name
market
2021** NASK's report

Table of Contents

Introduction	3	Registrants of .pl domain names	10
<hr/>		Registrants in the .pl domain registry	
Facts and figures	4	Place of residence of .pl domain name registrants	
<hr/>		<hr/>	
.pl domain names active in DNS	5	Additional services of .pl domain registry	12
Domain names in .pl domain registry		DNSSEC	
Transfers		IDN	
Renewal of a domain name for a consecutive billing period		Options	
<hr/>		<hr/>	
Domain names released from the .pl domain registry	8	Registrars of .pl domain names	15
<hr/>		NASK Partner Programme	
New names in the .pl domain registry	9	<hr/>	
<hr/>			



Roman Malinowski

Director
of .pl Domain Registry

Introduction

Dear Readers,

In the first quarter of 2021, 201 338 .pl domain names were registered, by 22 235 more than in the previous quarter. Almost 86% of the registrations were made by registrants domiciled in Poland. The total number of registrants increased by 9 009 in comparison with the previous quarter.

At the end of March 2021 there were 2 496 218 names in the .pl domain registry. Over 80% of them were names registered directly in the .pl domain.

The first quarter of 2021 was another quarter when an upward tendency in the number of domain names was maintained. It has been uninterrupted since the second quarter of 2020.

In the discussed period also an upward trend in the number of renewals was maintained. 493 245 .pl domain names were renewed and the renewal rate reached the level of 71.29%. The number of non-renewed domain names, which were consequently released from the .pl domain name registry, was 158 680.

Our domain, our advantage - this is one of the slogans of the Domain Name Day celebrated on 15 March, which NASK used to reach a wide range of Internet users. In addition to information on the benefits of registering a domain name, online security issues were also raised.

Registrants were also encouraged to increase the security level of the .pl domain names by NASK Partners. The registrants' interest in those issues was reflected by in the growing number of domain names secured with DNSSEC. At the end of March there were 421 744 of them, which constituted 17% of all active .pl domain names.

I encourage you to read the report.

Facts and figures



Nearly

2.5 million
active .pl
domain names



Over

201 thousand
new names



Nearly

422 thousand
names secured with
DNSSEC



214
NASK
Partners



Over

39 thousand
transfers



71.29%
renewal
rate



Over

1.1 million
registrants



2 237
registrations
daily average



64.31%
of registrants
constitute
organizations



35.69%
of registrants
natural persons



42
names secured
with
.pl Registry Lock

.pl domain names active in DNS

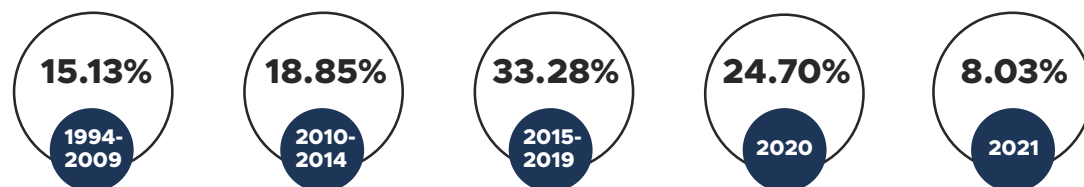
.pl domain names active in DNS

At the end of the first quarter of 2021, in the .pl domain registry, there were **2 496 218** domain names active in DNS. During the first three months of 2021 the number increased by **22 731** names.

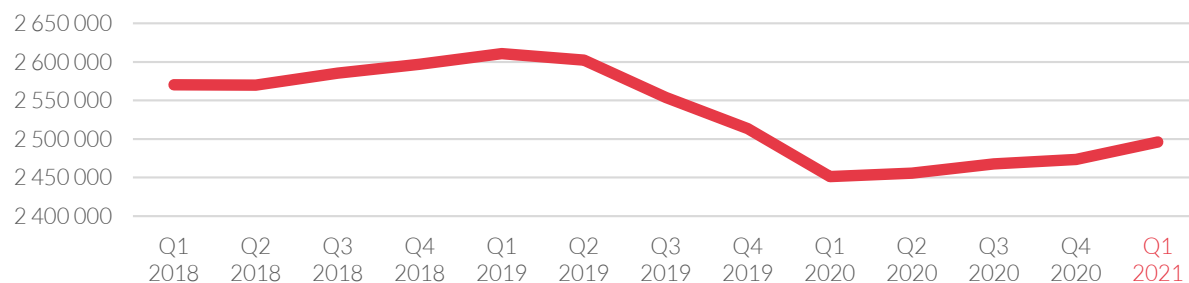
In the first quarter of 2021, similarly as in the previous one, there was an increase in the number of names, maintained directly in the .pl domain and active in DNS. The number increased by **27 928** names, reaching at the end of the quarter, **2 006 996** names.

On the other hand, the number of names, maintained in functional and regional domains dropped by **2 501** and **2 696** respectively. At the end of the quarter the number of names, active in DNS, maintained in the functional domains amounted to **392 212** while in regional domains **97 010**.

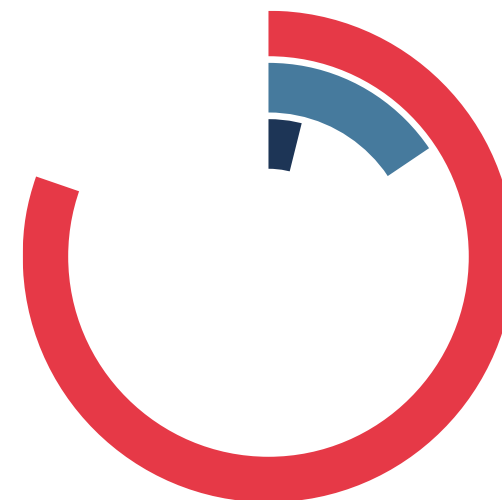
Year of registration of .pl domain names active in DNS



Number of .pl domain names in DNS



Number of domain names active in DNS as divided into the type of zone, Q1 2021



80.40% second level domain names

15.71% functional

3.89% regional

Copyright by NASK

Copyright by NASK

.pl domain names active in DNS

Transfers

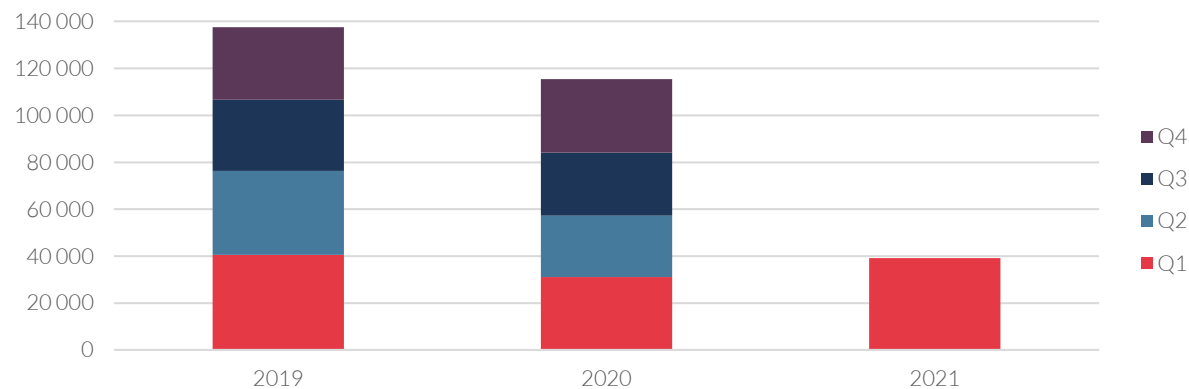
From the beginning of January to the end of March 2021 registrants **39 192** times changed a registrar handling .pl domain names maintained for them.

In **1 893** cases, transfer of service was executed with a simultaneous renewal of a .pl domain name for a consecutive billing period, whereby **594** changes were effected after the billing period had been completed.

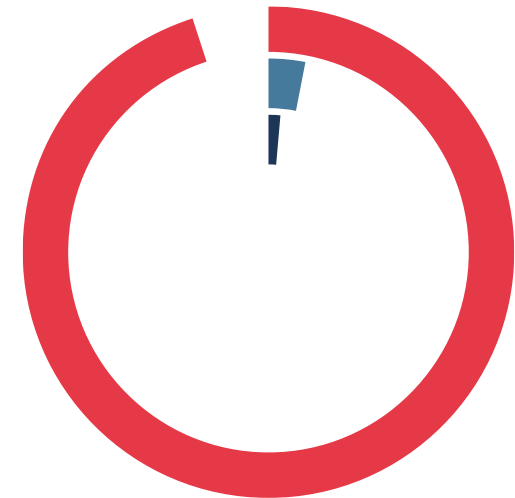


1 893 transfers with renewal in Q1 2021

Number of .pl domain name transfers



Division of transfers, Q1 2021



Copyright by NASK

95.17% active domain names

3.31% active domain names with renewal

1.52% inactive domain names

Copyright by NASK

.pl domain names active in DNS

Renewal of a domain name for a consecutive billing period

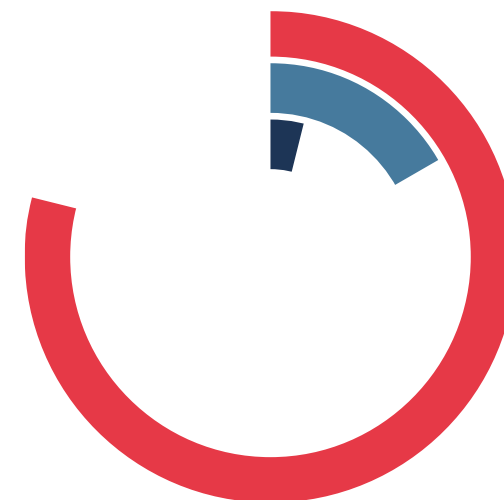
At the end of the first quarter of 2021 the renewal rate reached the level of **71.29%**, maintaining the upward tendency from 2020. So high renewal rate (over 70%) was last time recorded by the Registry in 2008.

From the beginning of January to the end of March 2021, **493 245** .pl domain names were renewed, while in **1 577** cases the end of the billing period was shifted by an individually defined number of days.

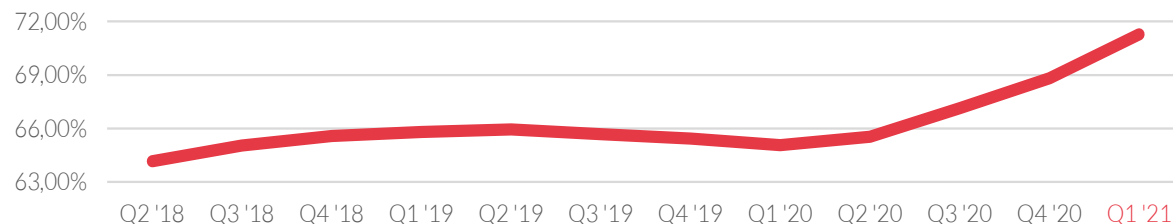


493 245
renewals in Q1 2021

Structure of renewed .pl domain names, Q1 2021

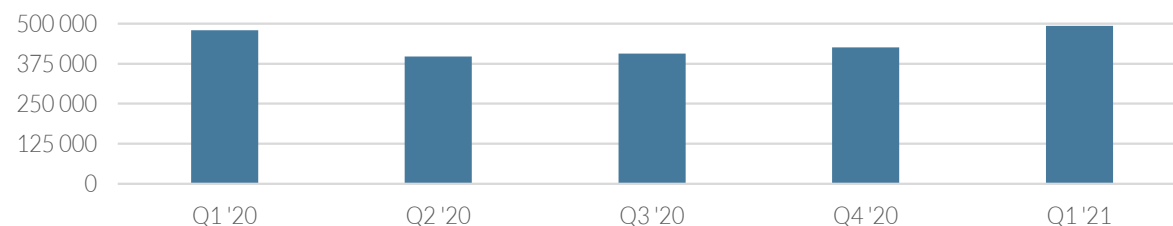


Renewal rate of .pl domain names



Copyright by NASK

Number of renewed .pl domains



Copyright by NASK

Domain names released from the .pl domain registry

Number of .pl domain names released due to non-renewal

In the first quarter of 2021, there were released **158 680** names from the .pl domain registry due to lack of renewal by registrants for a consecutive billing period.

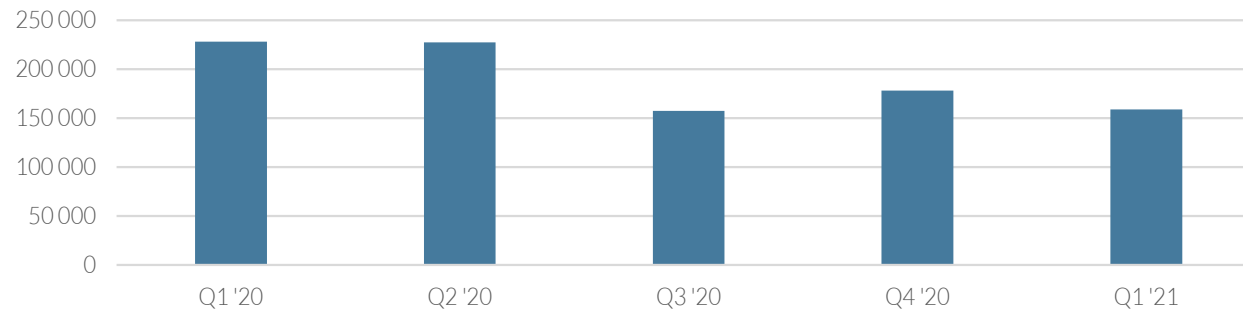
In the discussed period, **5 185** names were deliberately deleted from the registry by the EPP request.



158 680

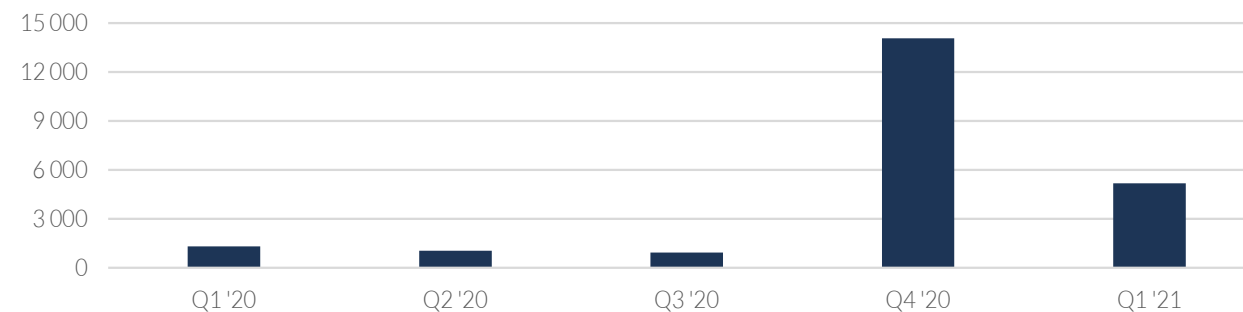
.pl domain names released due to non-renewal

Number of .pl domain names released due to non-renewal

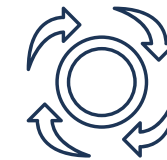


Copyright by NASK

Number of .pl domain names released after previous deletion



Copyright by NASK



5 185

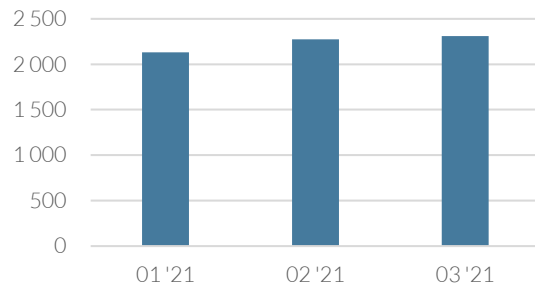
.pl domain names released after previous deletion

New names in the .pl domain registry

In the first quarter of 2021, **201 338** .pl domain names were registered, by **22 235** more than during the fourth quarter of 2020.

Directly in the .pl domain there were registered **169 383** names, in functional domains **25 519** while in regional domains **6 436**.

Number of .pl domain name registrations, daily average, Q1 2021



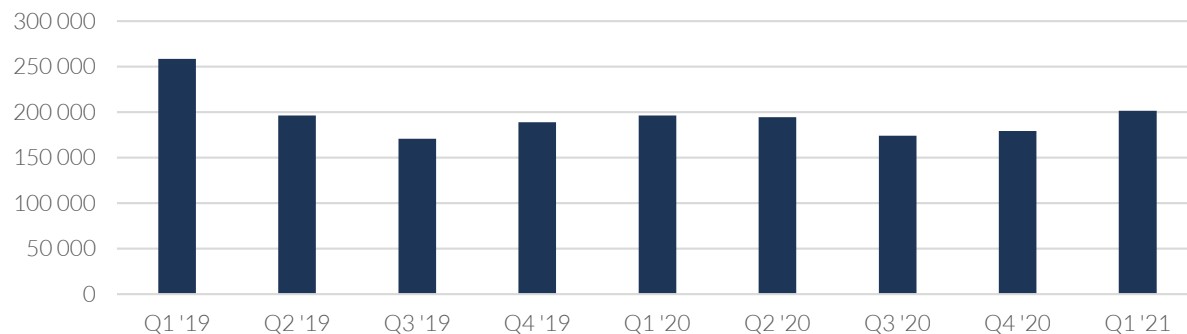
Copyright by NASK



2 237

daily average number of new .pl domain name registrations

Number of .pl domain name registrations



Copyright by NASK

.pl domain name registrations as divided into a type of zone, Q1 2021



Copyright by NASK

84.13% second level domain names

12.67% functional

3.20% regional

Registrants of .pl domain names

Registrants in the .pl domain registry

In the .pl domain registry at the end of the first quarter of 2021, there were **1 104 131** entries of unique registrants, i.e. by **9 009** more than in the previous quarter.

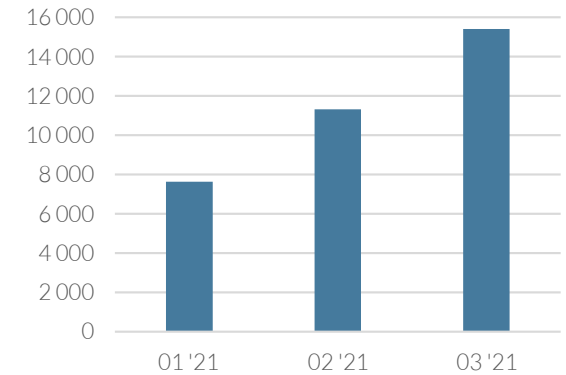


2.26 .pl domain names fell for one registrant on average



there were **34 362** changes of .pl domain names registrants

Number of changes of .pl domain name registrants, Q1 2021



Copyright by NASK

Division of registrants of .pl domain names, Q1 2021



Copyright by NASK

64.31% organizations
35.69% natural persons

Division of .pl domain names for registrants, Q1 2021



Copyright by NASK

65.31% organizations
34.69% natural persons

Division of .pl domain name registrations for the type of registrant, Q1 2021



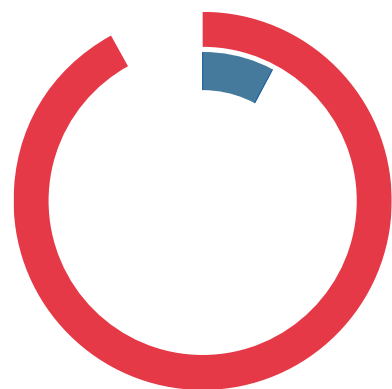
Copyright by NASK

53.36% organizations
46.64% natural persons

Registrants of .pl domain names

Place of residence of .pl domain name registrants

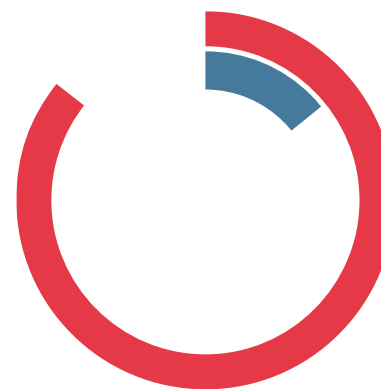
Division of .pl domain names active in DNS for registrant's country, Q1 2021



91.95% Poland
8.05% remaining

Germany	1.74%
USA	0.78%
Great Britain	0.75%
Netherlands	0.52%
China	0.52%
Seychelles	0.42%
Czech Rep.	0.42%
France	0.35%
Sweden	0.20%
Ukraine	0.17%
remaining	2.18%

Division of .pl domain name registrations for a registrant's country, Q1 2021



85.76% Poland
14.24% remaining

Cyprus	3.44%
China	2.82%
Germany	1.21%
USA	0.98%
Great Britain	0.81%
remaining	4.98%

Additional services of .pl domain registry

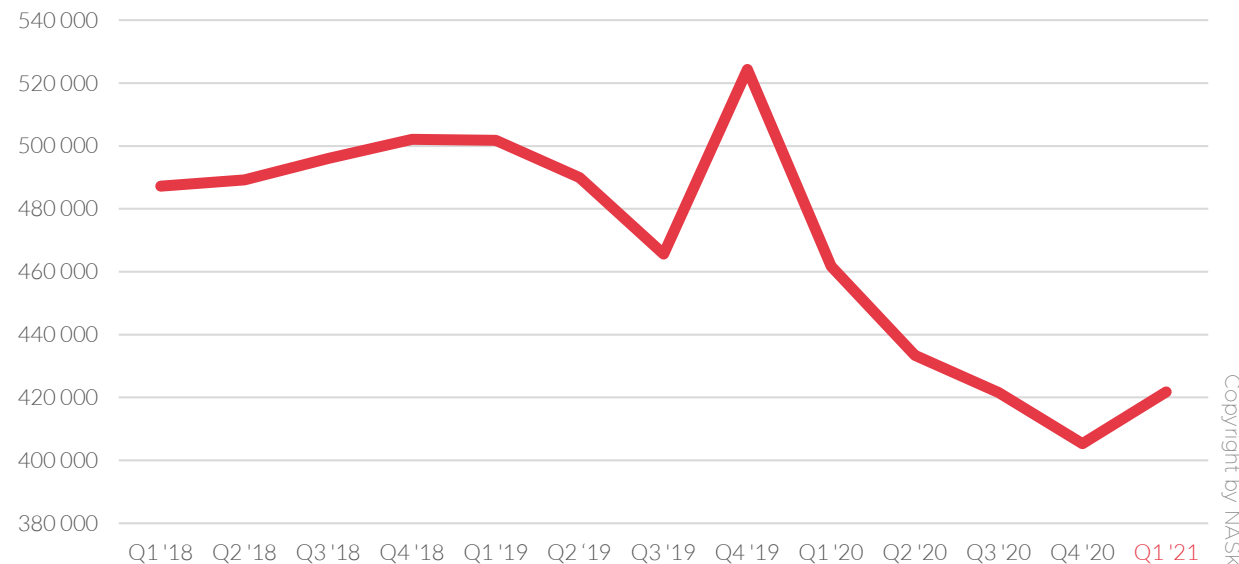
DNSSEC

At the end of March 2021 in the .pl domain registry, there were **421 744** names secured with the DNSSEC protocol. Their number increased by **16 383** as compared to the previous quarter.

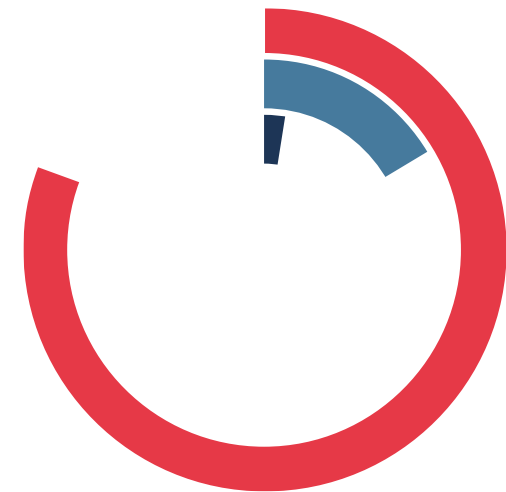


421 744 names secured with DNSSEC protocol

Number of the .pl domain names secured with DNSSEC



.pl domain names secured with DNSSEC as divided into a type of zone, Q1 2021



Copyright by NASK

80.75% second level domain names

16.53% functional

2.72% regional

Additional services of .pl domain registry

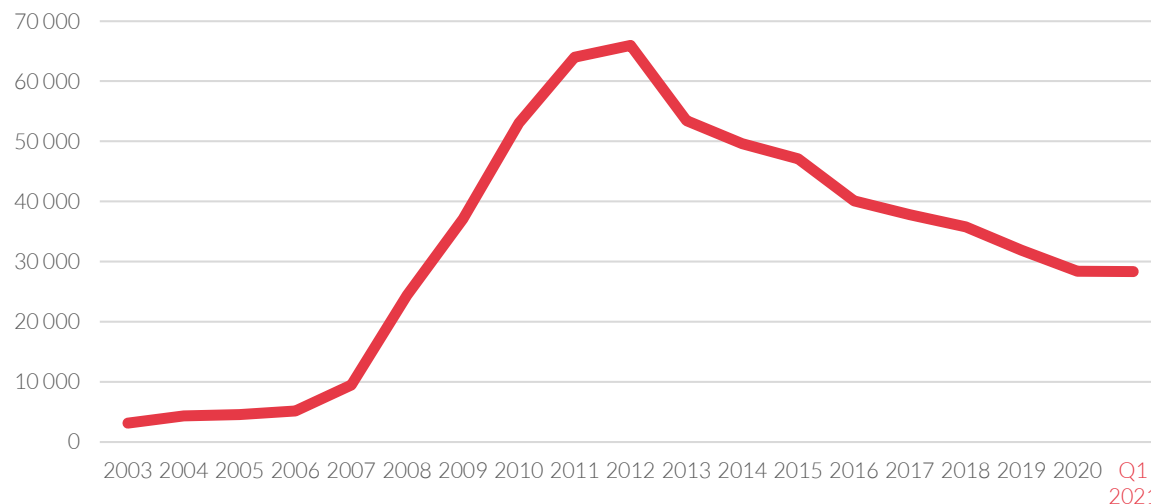
IDN

At the end of the first quarter of 2021 in the .pl domain registry, there were **28 338** names, active in DNS, with national diacritic signs (IDN), constituting **1.14%** of all active .pl domain names.

From the beginning of January to the end of March 2021 **2 488** IDNs were registered, which constituted **1.24%** of all .pl domain names registered during the period under discussion.

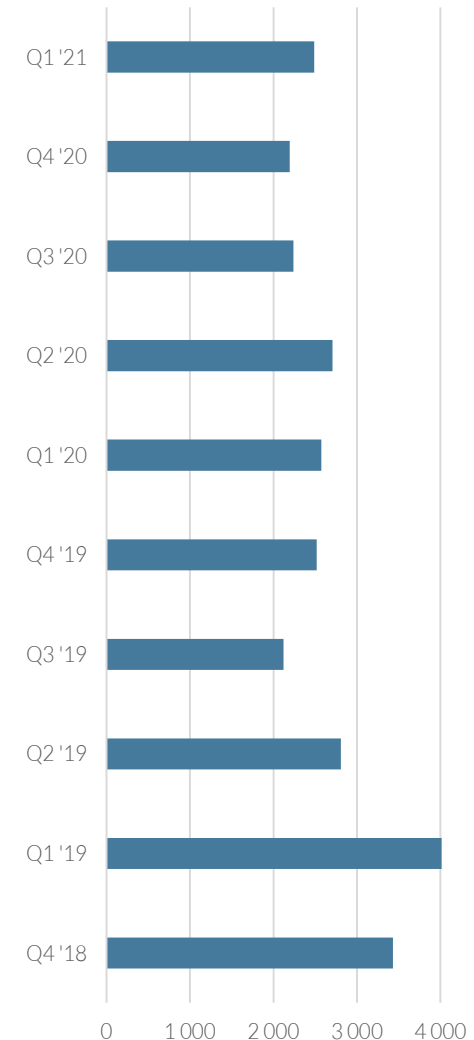
 **2 488** IDNs registered in Q1 2021

Number of .pl IDNs active in DNS



Copyright by NASK

Number of registration of .pl IDNs



Copyright by NASK

Additional services of .pl domain registry

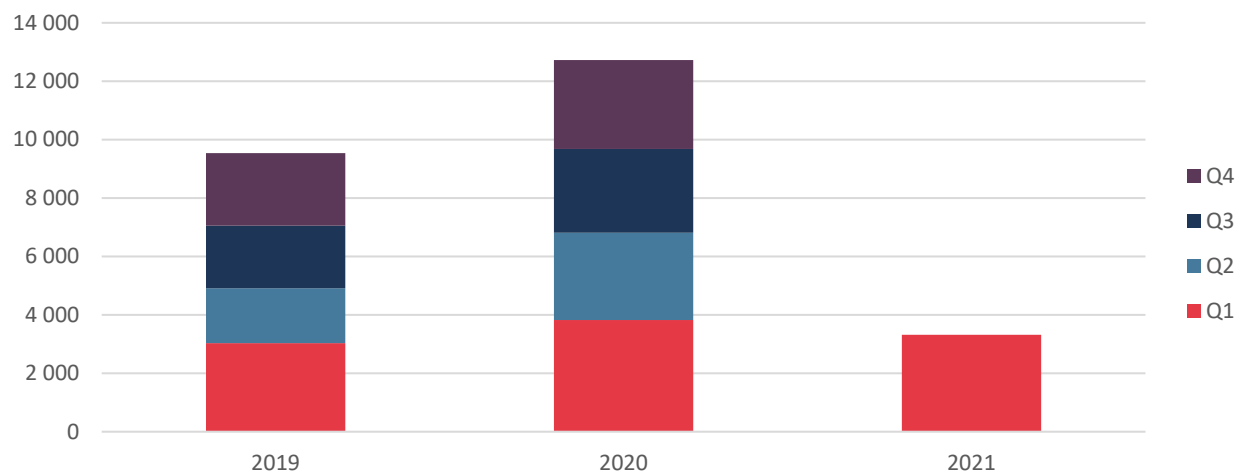
Options

In the first quarter of 2021, **3 316** agreements on options for the registration of .pl domain names were concluded and **589** agreements were renewed for a consecutive 3-year period.

The number of agreements, concluded in particular months of the first quarter of 2021, amounted to: **987** in January, **1 245** in February and **1 084** in March.

1 028 agreements on options were executed with providing a domain name for registration. In **66** cases registration failed for reasons attributed to an option holder, thus domain names in question being released for public registration.

Number of WLS registrations



Copyright by NASK



Since the launching of the service of option for registration in 2004



the .pl domain registry has concluded nearly 244 thousand agreements



45.24%

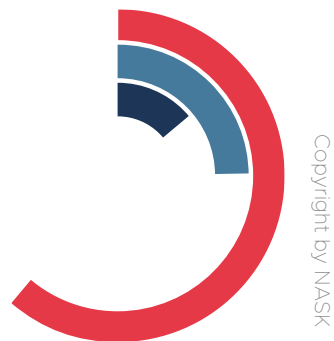
thereof being completed with provision of a .pl domain name for registration

Registrars of .pl domain names

NASK Partner Programme

In the first quarter of 2021 the .pl domain registry commenced cooperation with two new entities, two agreements were terminated due to lack of registrars' activity and one agreement came to an end during the testing phase. At the end of the quarter, the .pl domain registry was cooperating, within the NASK Partner Programme, with **214** registrars from **25** countries. At the end of March 2021 **66.81%** of .pl domain names, active in DNS, were being serviced by **131** NASK's Partners with their registered offices in Poland. **20.78%** of names were being handled by **53** registrars, seated in other European countries, whereas **12.41%** of names by **30** registrars from outside of Europe.

Partners of NASK, division by place of residence, Q1 2021



61.21% Poland
24.77% Europe
14.02% remaining countries

.pl domain name market share between Partners considering the place of residence, Q1 2021



66.81% Poland
20.78% Europe
12.41% remaining countries

214
Partners



25
countries

Text: Anna Gniadek
Agata Leszczyńska
Katarzyna Nitychoruk
Weronika Rakowska

**Compilation and description of data gathered
from the .pl domain name registry system:** Alina Wiśniewska-Skura

Design: Tomasz Szladowski

Translation: Piotr Studziński-Raczyński



dns.pl

Copyright by:
NASK