



NASK

Q1



.pl domain name market
NASK's report

Q1 2022



Table of Contents

Table of Contents

Introduction	3
Facts and figures	4
.pl domain names active in DNS	5
Domain names in .pl domain registry	
Transfers	6
Renewal of a domain name for a consecutive billing period	7
Domain names released from the .pl domain registry	8
New names in the .pl domain registry	9
Registrants of .pl domain names	10
Registrants in the .pl domain registry	
Place of residence of .pl domain name registrants	11
Additional services of .pl domain registry	12
DNSSEC	
IDN	13
Options	14
Registrars of .pl domain names	15
NASK Partner Programme	

Introduction



**Roman
Malinowski**

Director of
.pl Domain Registry

Introduction

Dear Readers,

In the first quarter of 2022 **183 685** .pl domain names were registered, by **8 469** more than in the previous quarter. An average daily number of .pl domain name registrations amounted to **2 041**. The number of registrants increased by **2 419** as compared to the previous quarter and amounted to **1 115 115**.

At the end of March the .pl domain name registry contained **2 532 153** names, by **3 363** more than at the end of December 2021. The first quarter of 2022 was another quarter in which an upward tendency in the number of domain names was maintained.

The upward trend in the number of renewals also continued in the period under discussion. **521 567** .pl domain names were renewed and the renewal rate amounted to **73.80%**. **147 922** non-renewed domain names were released from the .pl domain registry, whereas **1 230** were deleted as a result of using an appropriate EPP command.

The registrants' continuous interest in increasing the safety of Internet use was reflected in the growing number of domain names secured with the DNSSEC protocol (Domain Name System Security Extensions). At the end of March in the .pl domain registry there were **461 964** secured names.

In the first quarter of 2022, two of the planned series of online trainings, organised by ICANN (Internet Corporation for Assigned Names and Numbers), took place. Their promotion among the Internet community was also supported by the .pl domain name registry. The topics of the webinars concerned the history, operation and tasks related to the technical aspects of the Domain Name System (DNS), root server system, as well as service security and data protection. More information on the training sessions, including access to the recordings and an application form, may be found on the [ICANN](#) website.

I invite you to read the report.

Facts and figures



Over
2.5 m
active .pl
domain names




Over
183 k
new names



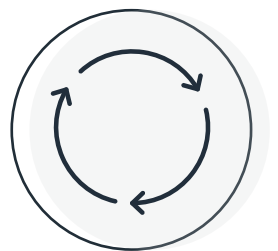
Nearly
462 k
names secured
with DNSSEC



209
NASK Partners



Nearly
32 k
transfers



73.80%
renewal rate



Over
1.1 m
registrants



2 041
registrations daily
average



64.62%
of registrants constitute
organizations



35.38%
natural persons

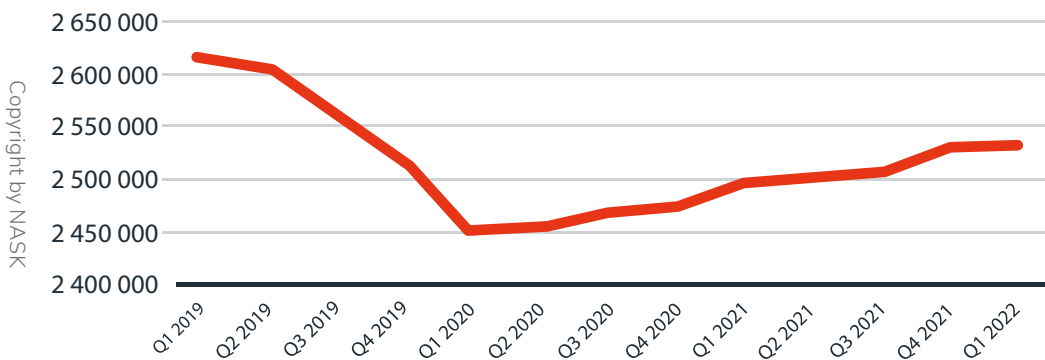
.pl domain names active in DNS

Domain names in .pl domain registry

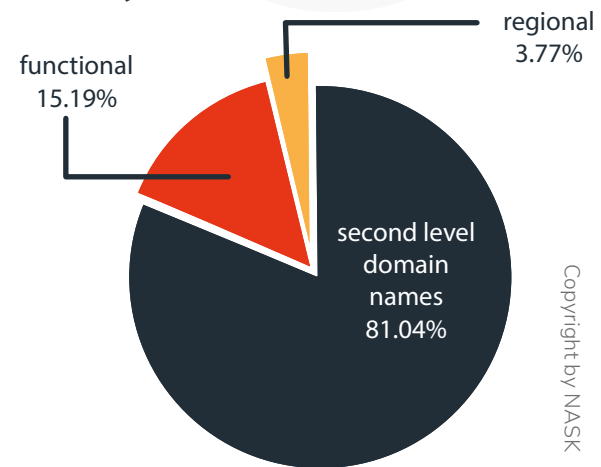
At the end of the first quarter of 2022 the .pl domain registry contained **2 532 153** domain names active in DNS. From the beginning of January to the end of March 2022 the number of maintained domain names increased by **3 363**. The annual growth of the number of active .pl domain names amounted to **1.44%**.

In comparison to the previous quarter, the number of names registered directly in the .pl domain increased by **4 582** and the number of names registered in regional domains by **262**. At the end of the first quarter of 2022 there were respectively: **2 052 078** and **95 447**. Whereas the number of names registered in functional domains decreased by **1 481**, at the end of the first quarter there were **384 628** of them.

Number of .pl domain names in DNS

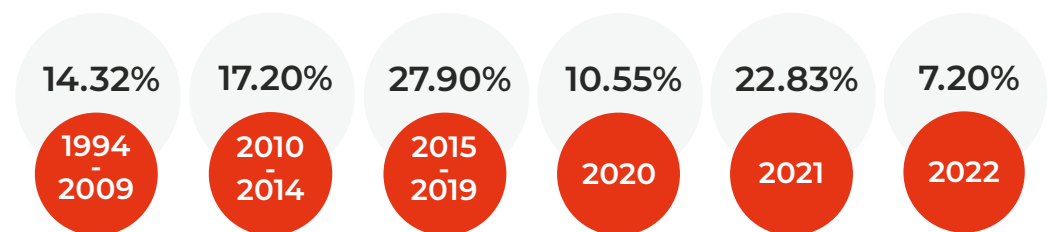


Number of domain names active in DNS as divided into the type of zone, Q1 2022



Copyright by NASK

Year of registration of .pl domain names active in DNS



.pl domain names active in DNS

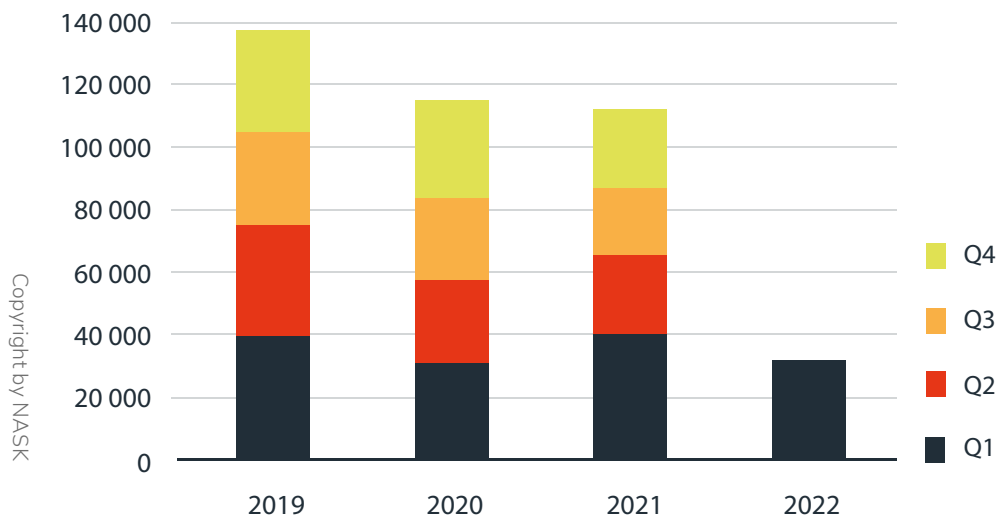
Transfers

During the first quarter of 2022 **31 738** transfers of .pl domain name service were carried out. **2 626** transfers were executed with a simultaneous renewal of a .pl domain name for a consecutive billing period, whereby **563** changes were effected after the previous billing period had been completed.



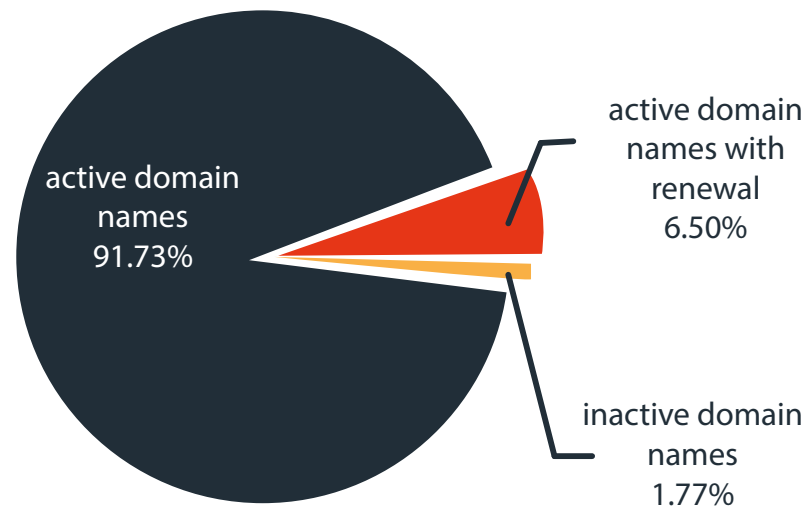
2 626 transfers with renewal
in Q1 2022

Number of .pl domain name transfers



Copyright by NASK

Division of transfers, Q1 2022



Copyright by NASK


.pl domain names active in DNS

Renewal of a domain name for a consecutive billing period

The renewal rate at the end of March 2022 amounted to **73.80%**.

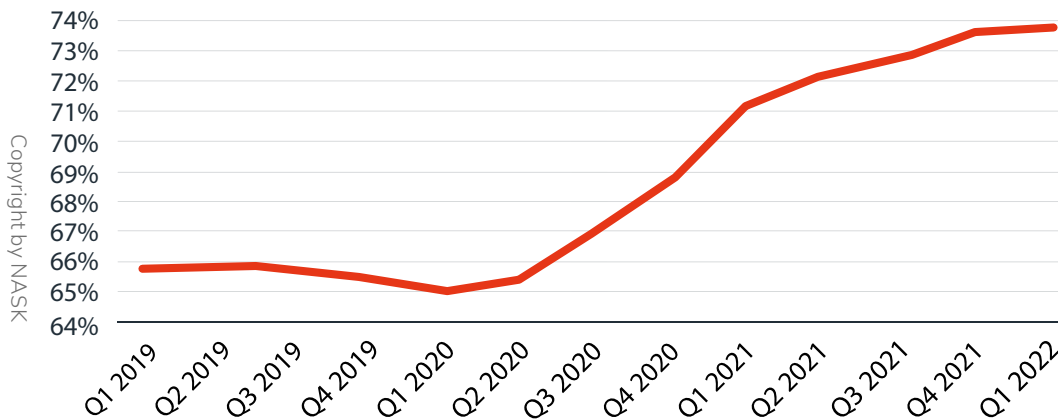
From the beginning of January to the end of March 2022, **521 567** names were renewed, with **419 918** directly in the .pl domain, **82 662** in functional domains and **18 987** in regional domains.

For **1 463** names the end of the billing period was shifted by an individually defined number of days.

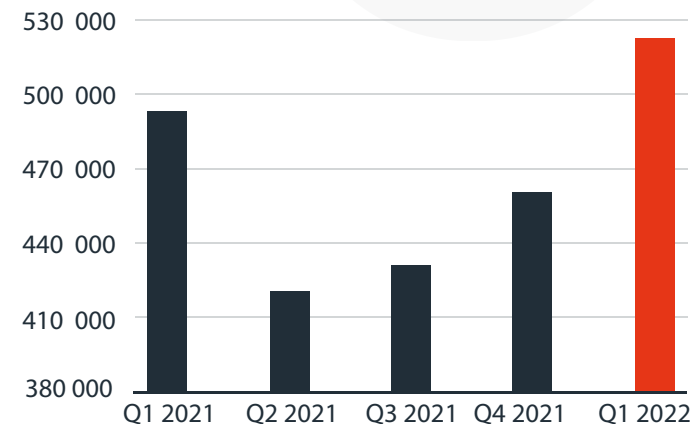


521 567 renewals in Q1 2022

Renewal rate of .pl domain names

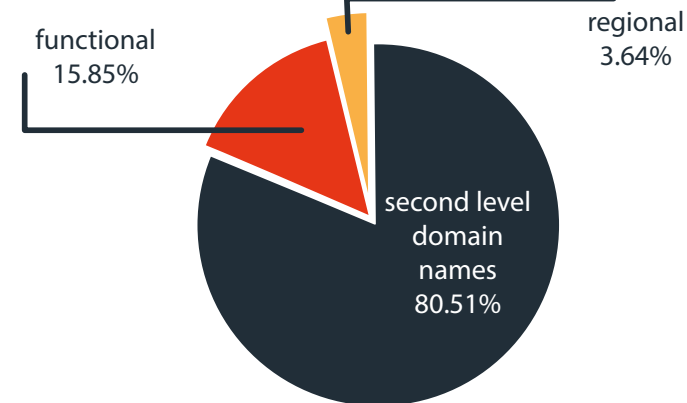


Number of renewed .pl domain names



Copyright by NASK

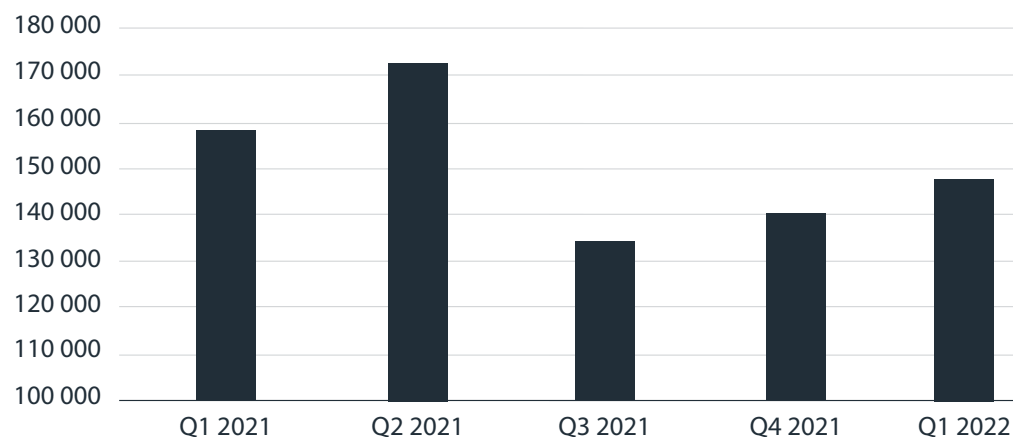
Structure of renewed .pl domain names, Q1 2022



Copyright by NASK

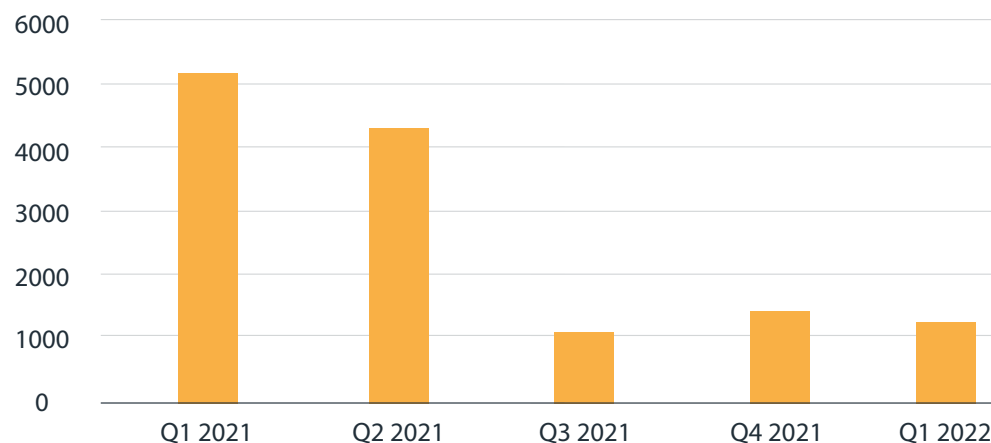
Domain names released from the .pl domain registry

Number of .pl domain names released due to non-renewal



Copyright by NASK

Number of .pl domain names released after previous deletion



Copyright by NASK

During the first quarter of 2022, there were released **147 922** names from the .pl domain registry due to lack of renewal for a consecutive billing period by registrants.

At the same time, **1 230** names were deliberately deleted from the registry by the EPP request.



1 230 .pl domain names released after previous deletion



147 922 .pl domain names released due to non-renewal



New names in the .pl domain registry

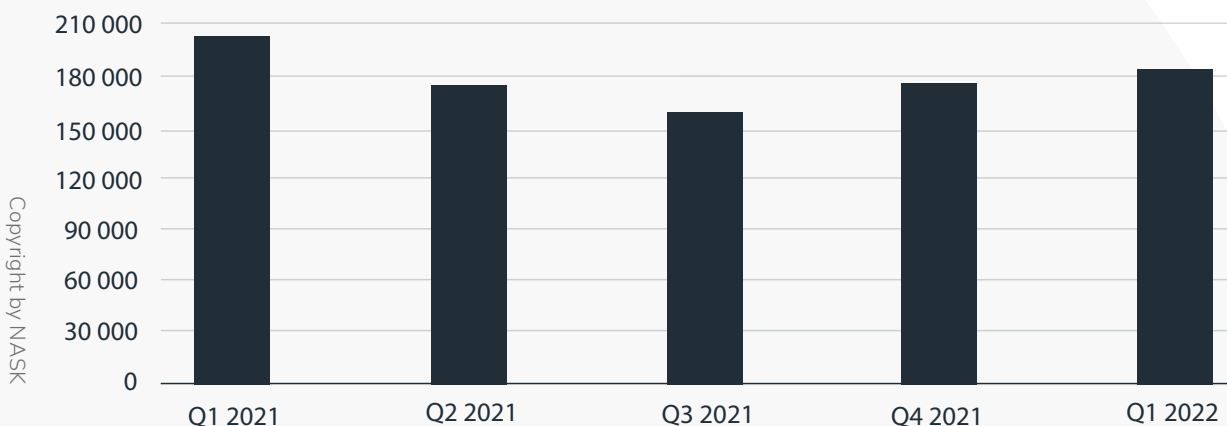
In the first quarter of 2022, **183 685** .pl domain names were registered, with **153 278** directly in the .pl domain, **23 573** in functional domains and **6 834** in regional domains.

The highest number of names, namely **66 007**, was registered in January. In February **59 750** .pl domain names were registered, whereas in March **57 910**.

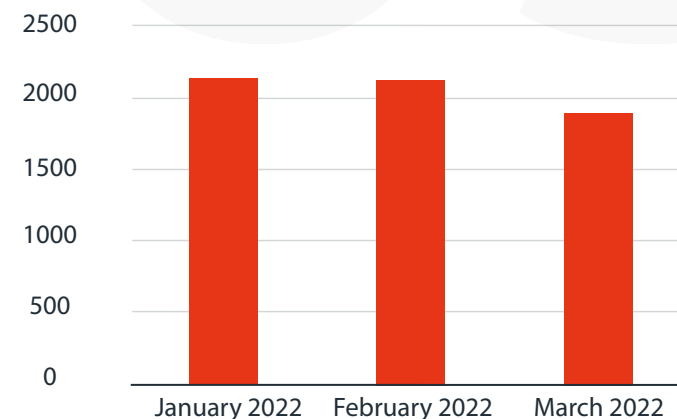


2 041 daily average number of .pl domain name registrations

Number of .pl domain name registrations

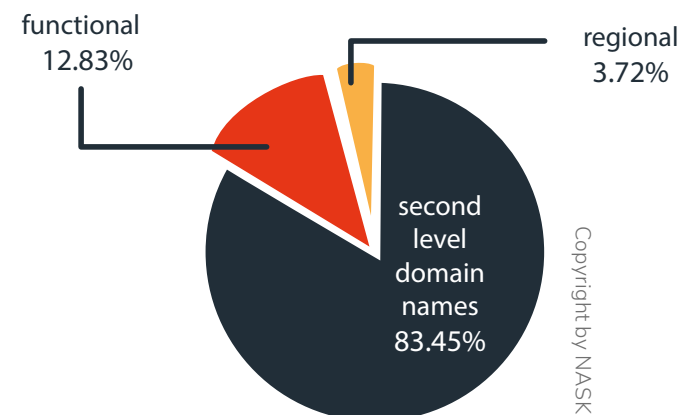


Number of .pl domain name registrations, daily average, Q1 2022



Copyright by NASK

.pl domain name registrations as divided into a type of zone, Q1 2022



Copyright by NASK

Registrants of .pl domain names

Registrants in the .pl domain registry

At the end of March 2022 in the .pl domain registry, there were **1 115 115** unique .pl domain name registrants, **35.38%** constituted natural persons while **64.62%** organizations.

In the first quarter of 2022 the registry grew by **2 419** entries of registrants.

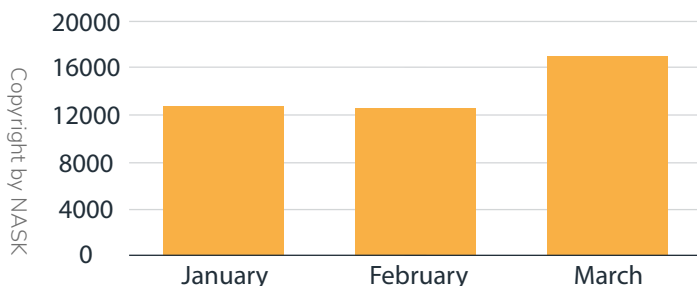


2.27 .pl domain names fell for one registrant on average.



During the analysed period there were **41 899** changes of .pl domain name registrants.

Number of changes of .pl domain name registrants, Q1 2022

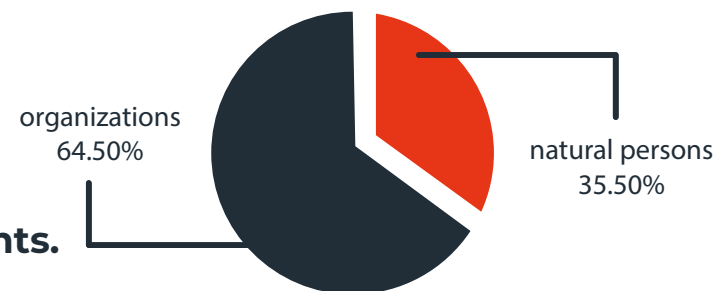


Division of registrants of .pl domain names, Q1 2022



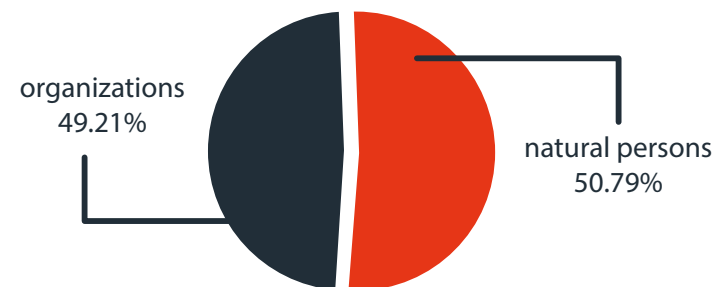
Copyright by NASK

.pl domain names, active in DNS, as divided into the type of a registrant, Q1 2022



Copyright by NASK

Division of .pl domain name registrations for the type of a registrant, Q1 2022

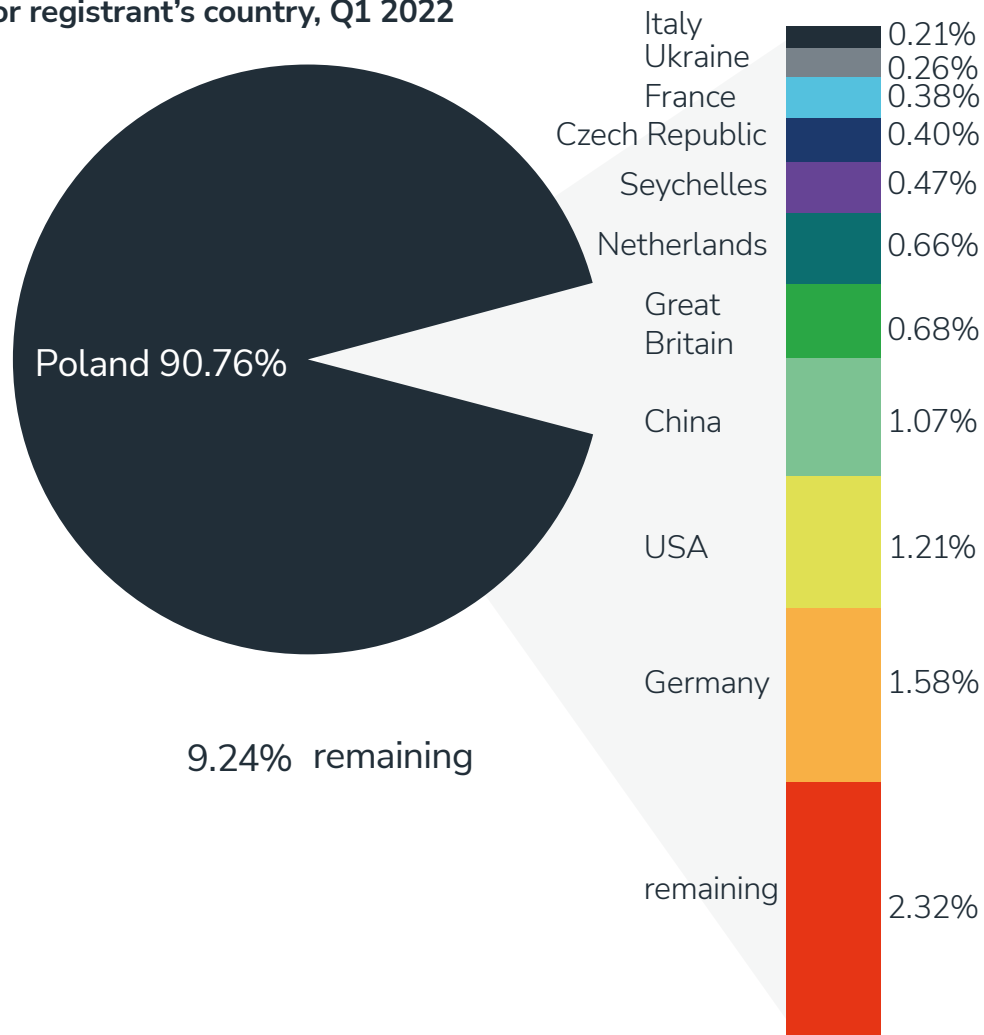


Copyright by NASK

Registrants of .pl domain names

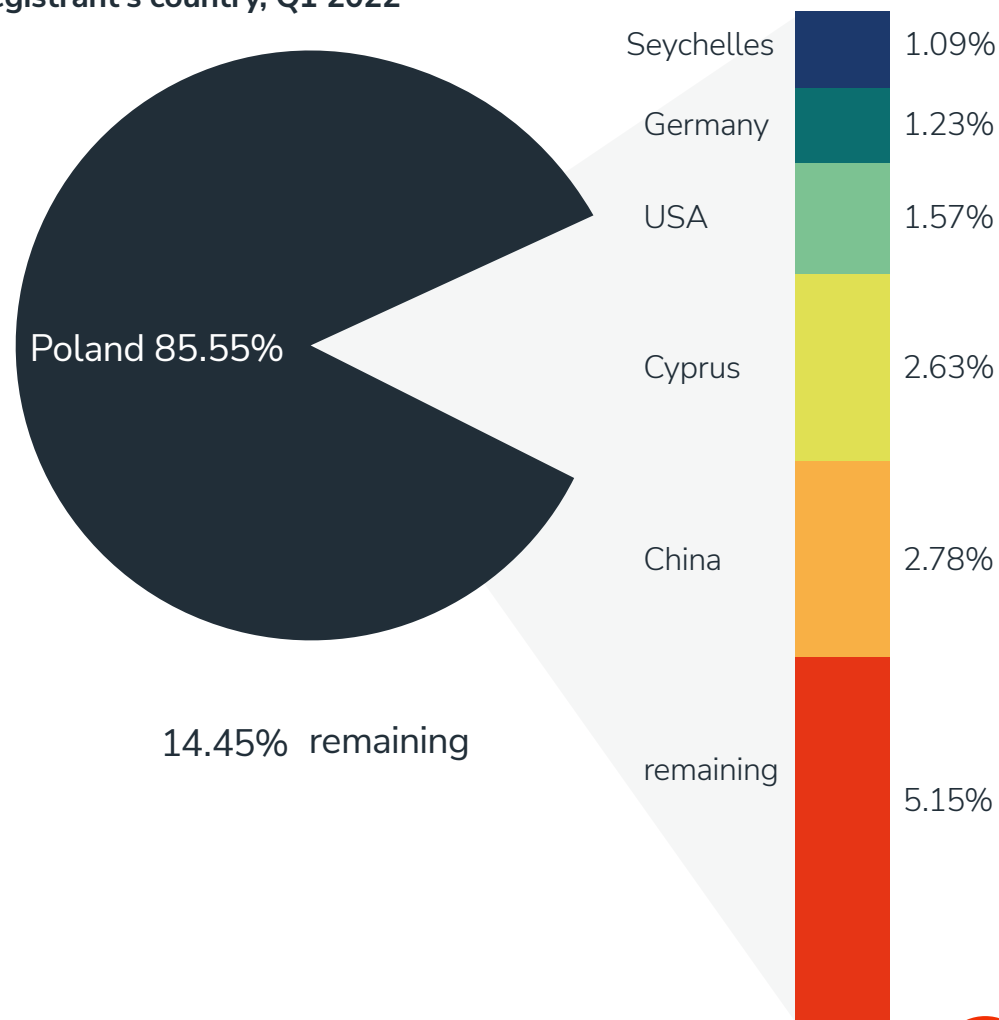
Place of residence of .pl domain name registrants

Division of .pl domain names active in DNS for registrant's country, Q1 2022



9.24% remaining

Division of .pl domain name registrations for a registrant's country, Q1 2022



14.45% remaining

Copyright by NASK

Copyright by NASK

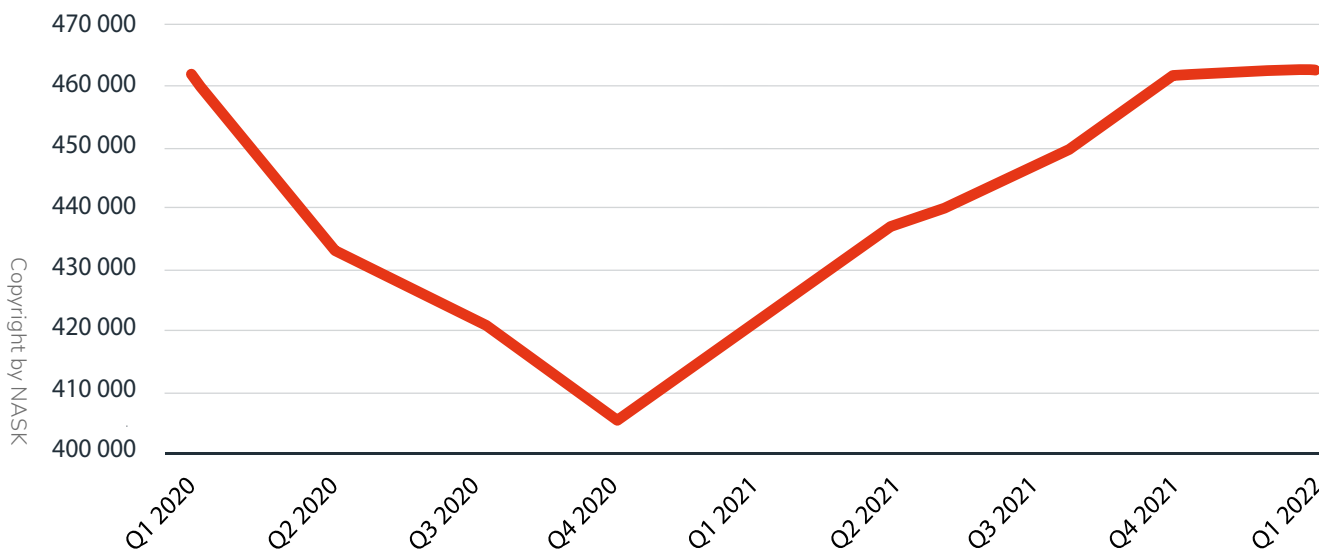
Additional services of .pl domain registry

DNSSEC

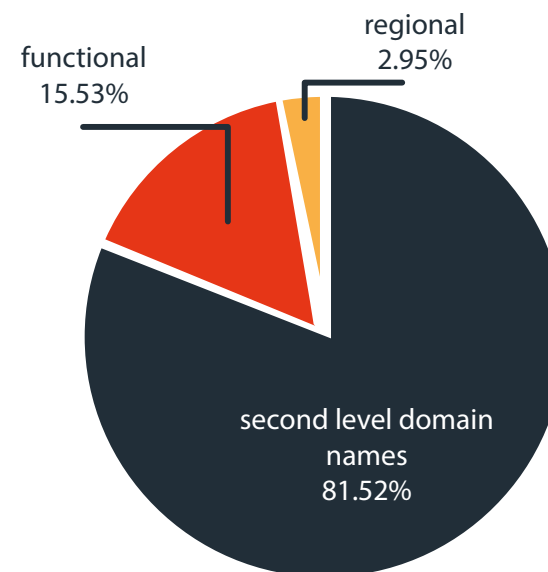
In the .pl domain registry, at the end of the first quarter of 2022, there were **461 964** names secured with the DNSSEC protocol, with **9.73%** thereof being registered in 2022, **31.04%** in 2021, **35.35%** between 2020 and 2015, **21.33%** between 2014 and 2005, while remaining **2.55%** before 2005.

As compared to the previous quarter, the number of names, secured with that method in the .pl domain registry, increased by **1 095**. An average of **12** secured names were added per day.

Number of the .pl domain names secured with DNSSEC



.pl domain names secured with DNSSEC as divided into a type of zone, Q1 2022



461 964
names secured with
DNSSEC protocol

Copyright by NASK

Additional services of .pl domain registry

IDN

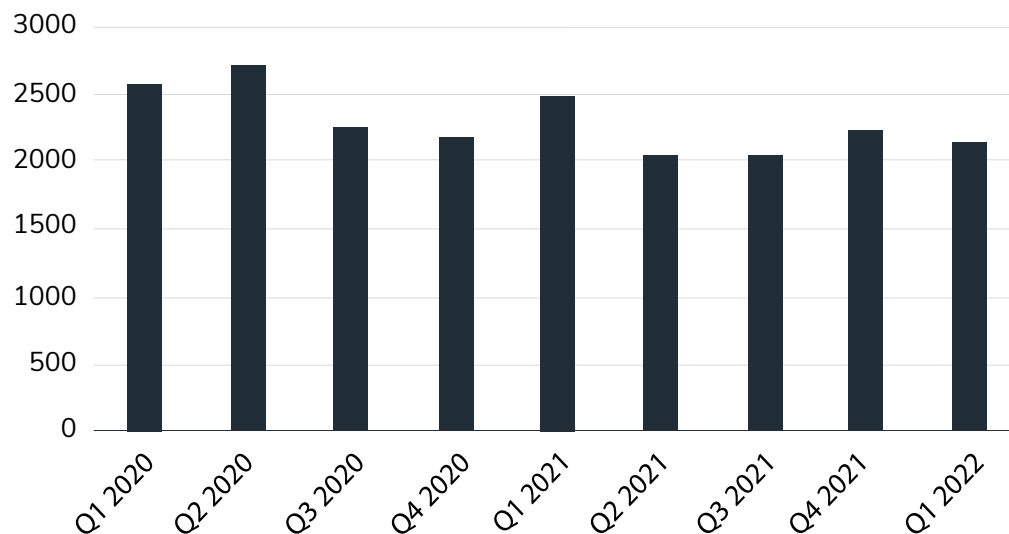
At the end of March 2022 names with national diacritic signs (IDN) constituted **1.13%** of all .pl domain names, active in DNS. Their number increased by **130**, as compared to the previous quarter, and amounted **28 739**.

In the first quarter **2 131** IDNs were registered, which constituted **1.16%** of all .pl domain names registered during that period.



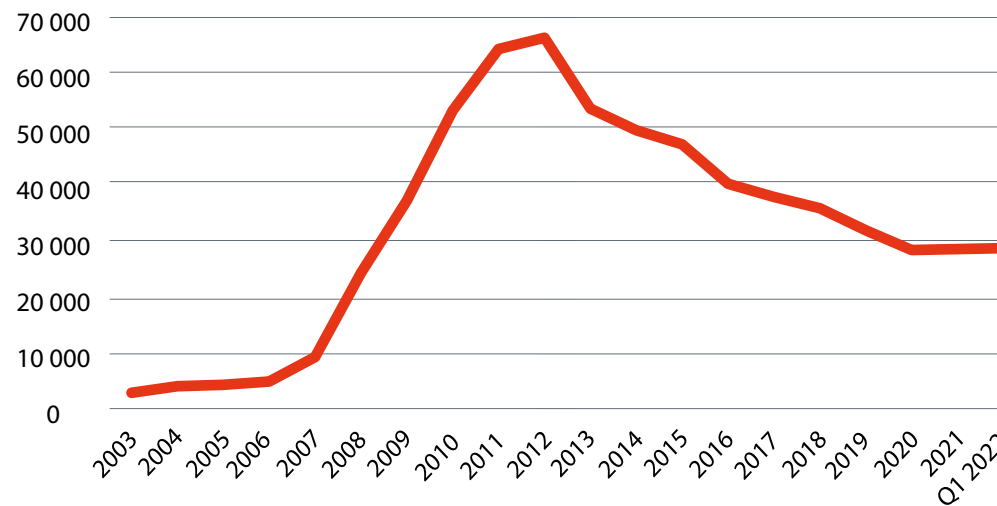
2 131 IDNs registered in Q1 2022

Number of registration of .pl IDNs



Copyright by NASK

Number of .pl IDNs active in DNS



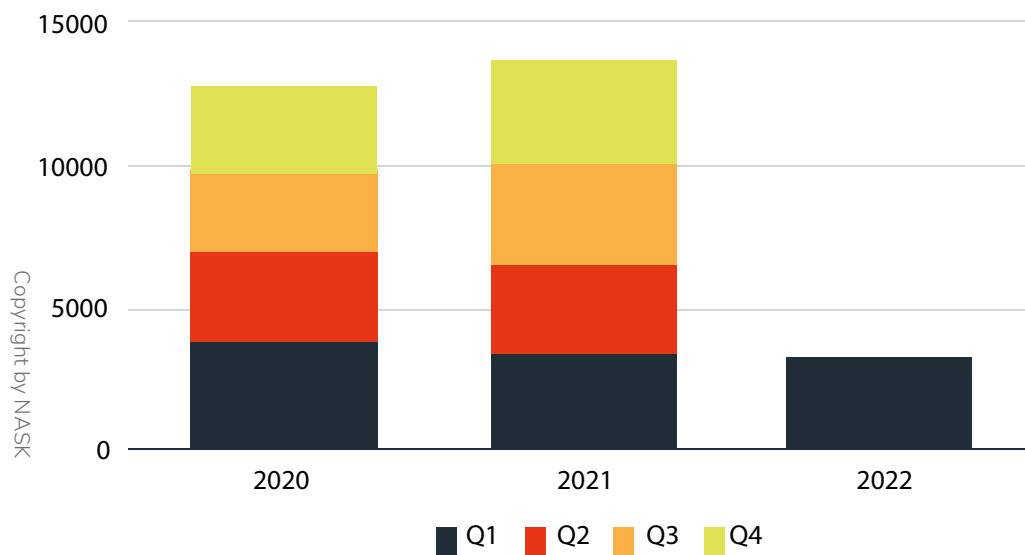
Copyright by NASK

Additional services of .pl domain registry

Options

In the first quarter of 2022, **3 263** new agreements on options were concluded and **658** were renewed for a consecutive 3-year period. In case of **1 230** agreements, a domain name was provided for registration. **54** of provided names failed to be registered for reasons attributed to an option holder. Those domain names were released for public registration.

Number of WLS registrations



Copyright by NASK



Since the launching of the service of option for registration in **2004**



the .pl domain registry has concluded over **258 k** agreements




43.92% thereof being completed with provision of a .pl domain name for registration

Registrars of .pl domain names

NASK Partner Programme

At the end of the first quarter of 2022 in the NASK Partner Programme, there were participating **209** registrars from **24** countries.

130 registrars, servicing totally over **1.6 million** .pl domain names, had their registered offices in Poland, **53** registrars, seated in other European countries, were handling over **534 thousand** .pl domain names, whereas **26** registrars, from outside of Europe, were operating over **368 thousand** .pl domain names.



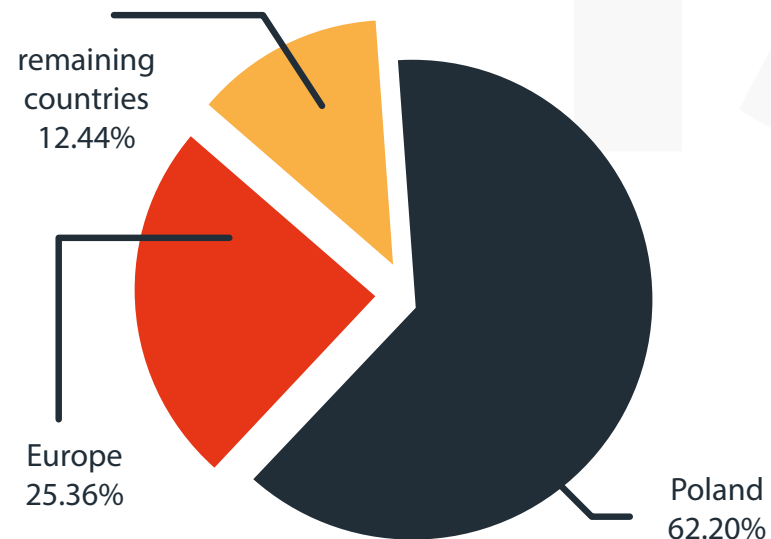
209 Partners



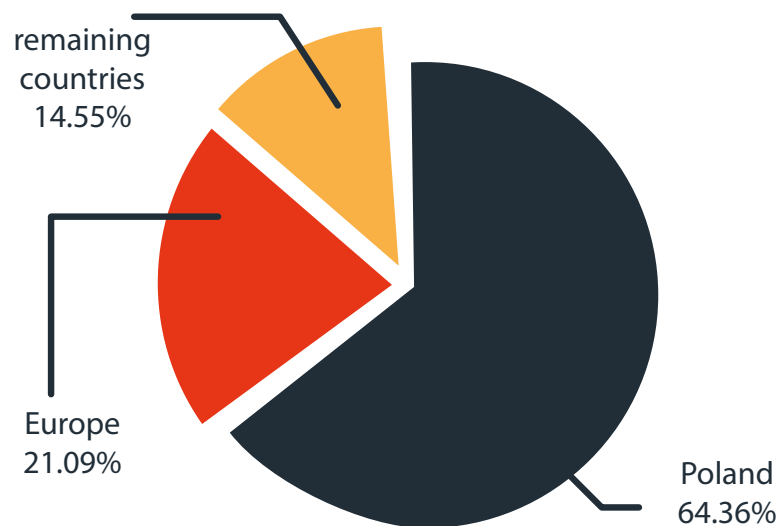
24 countries



Division of Partners for their place of residence. Q1 2022



Division of .pl domain names for Partner's registered office. Q1 2022



Copyright by:



NASK

Text and correction: Anna Gniadek
Agata Leszczyńska
Katarzyna Nitychoruk
Marzena Pastuszka
Weronika Rakowska

Compilation and description
of data gathered
from the .pl domain
name registry system:

Design: Agnieszka Malinowska

Translation: Piotr Studziński-Raczyński

dns.pl