

Q4
2021

.pl
domain name
market

NASK's report



NASK

Table of Contents

Introduction	3
---------------------	----------

Facts and figures	5
--------------------------	----------

.pl domain names active in DNS	6
---------------------------------------	----------

Domain names in .pl domain registry
Transfers
Renewal of a domain name for a consecutive billing period

Domain names released from the .pl domain registry	9
---	----------

New names in the .pl domain registry	10
---	-----------

Registrants of .pl domain names	11
--	-----------

Registrants in the .pl domain registry
Place of residence of .pl domain name registrants

Additional services of .pl domain registry	13
---	-----------

DNSSEC
IDN
Options

Registrars of .pl domain names	16
---------------------------------------	-----------

NASK Partner Programme



Roman Malinowski

Director
of .pl Domain Registry

Introduction

Dear Readers,

*In the quarter ending 2021 an upward tendency in the number of .pl domain names, lasting continuously since the second quarter of 2020, was maintained. At the end of December, in the .pl domain name registry, there were registered **2 528 790** domain names, by **21 602** more than at the end of the previous quarter.*

*Once again the renewal rate also increased, reaching the value of **73.63%**.*

*In the fourth quarter of 2021, **175 216** .pl domain names were registered, by **16 871** more than in the previous quarter.*

*The number of registrants also increased. At the end of December there were **1 112 696** of them, by **7 290** more than in the previous quarter. Almost **85%** of registrations were made for registrants domiciled in Poland.*

*The .pl domain registry noted also an increase in the number of domain names secured with the DNSSEC protocol. Their number amounted to **460 869** - the best result since March 2020.*

On 12 October 2021, the 7th Seminar of Arbitrators and Mediators of the Court of Arbitration for the Internet Domain Names at PIIT took place. The event was organised by the Polish Chamber of Information Technology and Telecommunications, the Patent Office and NASK. During the seminar, i.a. issues regarding the use of domain names in business activity, from the perspective of the Patent Office of the Republic of Poland, were presented. Speeches of NASK representatives concerned the Partner Programme in the context of the so-called domain name disputes.



Roman Malinowski

Director
of .pl Domain Registry

On 6-10 December 2021, the United Nations Digital Summit in Poland - IGF 2021 was held at the International Congress Centre in Katowice. Its motto 'Internet United' referred to the idea of an open, free and undivided Internet. On the Polish side, the Chancellery of the Prime Minister, with the support of NASK, was responsible for the organisation of the Summit. Poland hosted the IGF (Internet Governance Forum) event for the first time and achieved record attendance. Over 10,000 participants from 175 countries attended the Summit, stationary and online, addressing the issues of presence and future of the Internet. A [document](#) summarising the discussions, held during the UN Digital Summit, is available on the IGF website.

One of the important topics, discussed during the aforementioned events, are the upcoming regulatory changes related to the NIS 2 Directive. This Directive, among others, expands the scope of entities covered by its provisions, which is an important issue for registries and registrars of Internet domain names. I encourage you to read the article on this topic, published on the Registry's website: „[What will be the final wording of the NIS 2 Directive?](#)”.

I invite you to read the report.

Facts and figures



Over

2.5 m

active .pl
domain names



Over

175 k

new names



Over

460 k

names secured with
DNSSEC



209

NASK
Partners



Over

25 k

transfers



73.63%

renewal rate



Over

1.1 m

registrants



1 905

registrations
daily average



64.61%

of registrants
constitute
organizations



35.39%

natural
persons



61

names secured
with
.pl Registry Lock

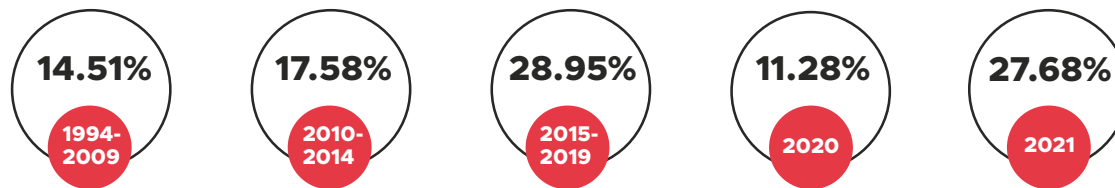
.pl domain names active in DNS

Domains in .pl domain registry

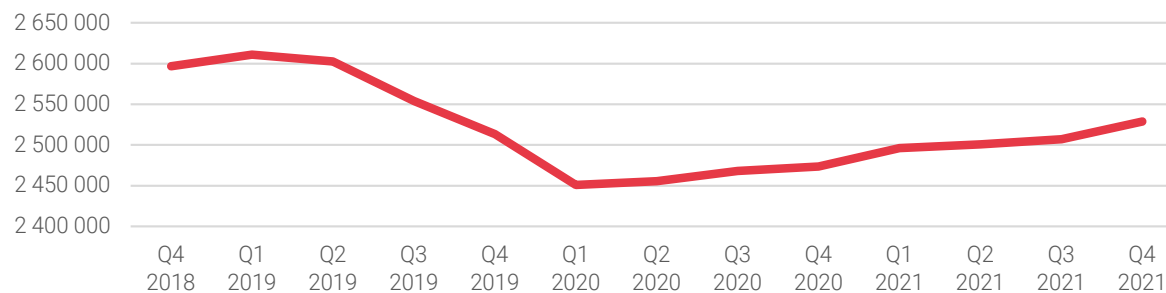
The .pl domain registry ended the fourth quarter of 2021 with **2 528 790** domain names active in DNS. As compared to the end of the third quarter, the registry grew by **21 602** names.

Out of all domain names, active in DNS, **2 047 496** names were being maintained directly in the .pl domain, **386 109** in the functional domains (e.g. .edu.pl, .org.pl) and **95 185** in the regional domains (among others, .wroclaw.pl, .beskidy.pl).

Year of registration of .pl domain names active in DNS



Number of .pl domain names in DNS



Number of domain names active in DNS as divided into the type of zone, Q4 2021



80.97% second level domain names

15.27% functional

3.76% regional

.pl domain names active in DNS

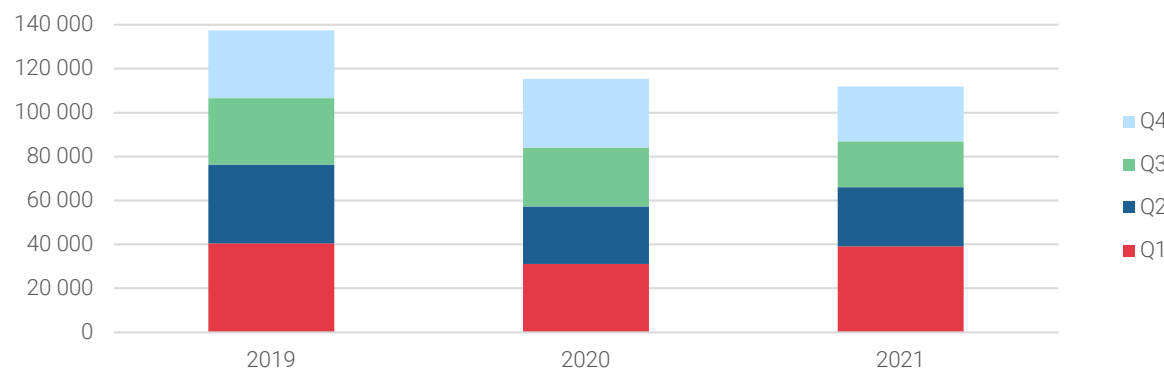
Transfers

From the beginning of October to the end of December 2021 **25 072** transfers of .pl domain name service were carried out.

1 030 transfers were executed with a simultaneous renewal of a .pl domain name for a consecutive billing period, whereby **726** changes were effected after the billing period had been completed.

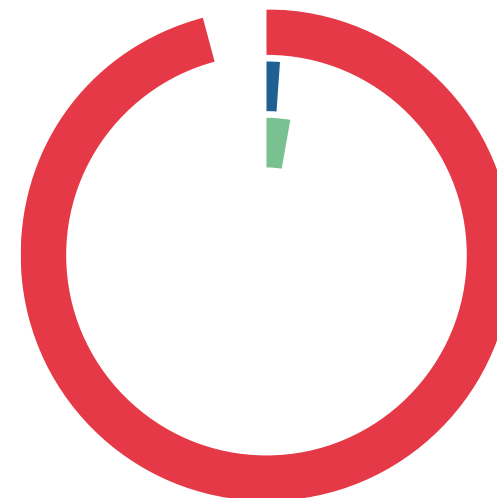
 **1 030** transfers with renewal in Q4 2021

Number of .pl domain name transfers



Copyright by NASK

Division of transfers, Q4 2021



Copyright by NASK

95.89% active domain names

1.21% active domain names with renewal

2.90% inactive domain names

.pl domain names active in DNS

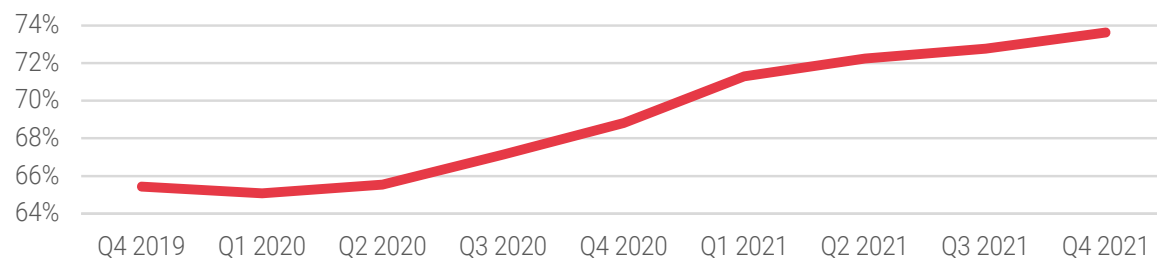
Renewal of a domain name for a consecutive billing period

At the end of December 2021 the renewal rate amounted to **73.63%**. In comparison to the end of the third quarter of 2021, the rate increased by **0.86 p.p.**, whereas, as compared to the end of 2020, it grew by **4.80 p.p.**

From 1 October to 31 December 2021, **370 127** names were renewed directly in the .pl domain, **73 325** in functional domains and **16 992** in regional domains.

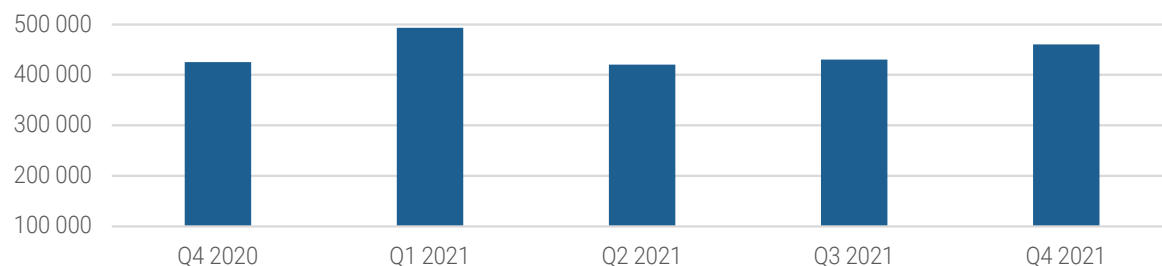
For **1 375** names the end of the billing period was shifted by an individually defined number of days.

Renewal rate of .pl domain names



Copyright by NASK

Number of renewed .pl domain names



Copyright by NASK



460 444
renewals in Q4 2021

Structure of renewed .pl domain names, Q4 2021



Copyright by NASK

80.38% second level domain names

15.93% functional

3.69% regional

Domain names released from the .pl domain registry

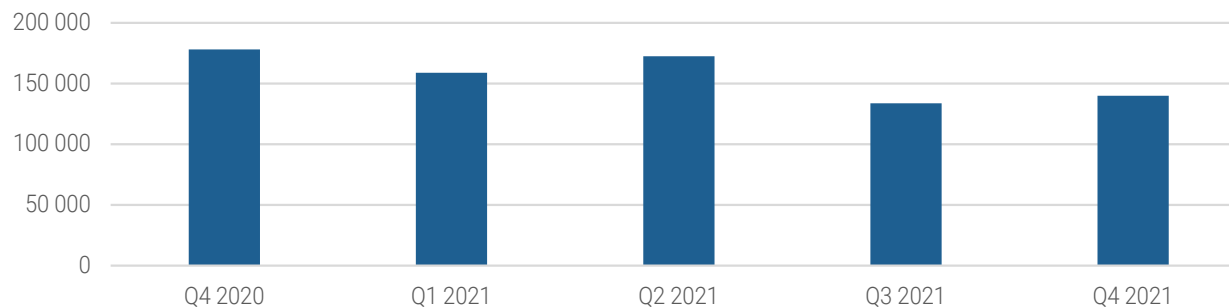
During the fourth quarter of 2021, there were released **139 886** names from the .pl domain registry due to lack of renewal for a consecutive billing period by registrants.

At the same time, **1 390** names were deliberately deleted from the registry by the EPP request.



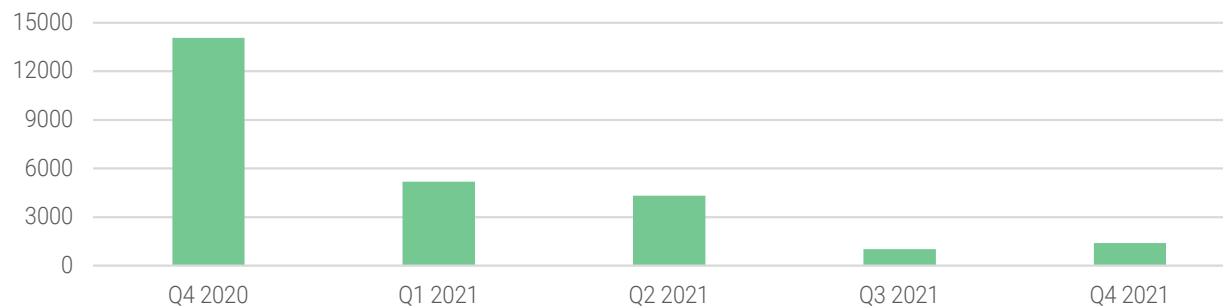
139 886
.pl domain names
released due to
non-renewal

Number of .pl domain names released due to non-renewal

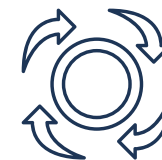


Copyright by NASK

Number of .pl domain names released after previous deletion



Copyright by NASK



1 390
.pl domain names
released after previous
deletion

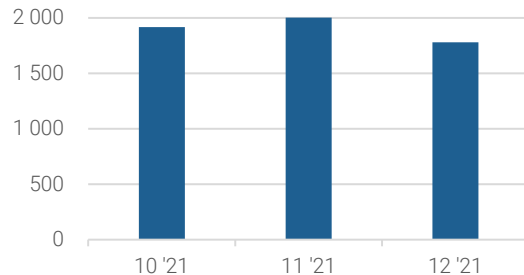
New names in the .pl domain registry

From 1 October to 31 December 2021, **175 216** .pl domain names were registered.

The highest number of names, namely **60 562**, was registered in November. October, with **59 460** new .pl domain names, was the second month in terms of the number of registrations. Whereas in December **55 194** names were registered.

During the fourth quarter of 2021 **145 975** names were registered directly in the .pl domain, **22 597** in functional domains and **6 444** in regional domains.

Number of .pl domain name registrations, daily average, Q4 2021



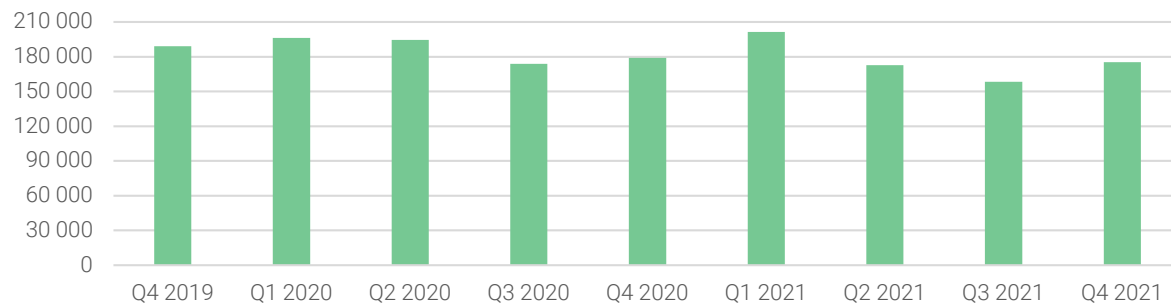
Copyright by NASK



1 905

daily average number of .pl domain name registrations

Number of .pl domain name registrations



Copyright by NASK

.pl domain name registrations as divided into a type of zone, Q4 2021



Copyright by NASK

83.31% second level domain names

12.90% functional

3.79% regional

Registrants of .pl domain names

Registrants in the .pl domain registry

In the .pl domain registry, at the end of the fourth quarter of 2021, there were **1 112 696** unique .pl domain name registrants, **35.39%** constituted natural persons while **64.61%** organizations.

From the beginning of October to the end of December 2021 the registry grew by **7 290** entries of registrants.



2.27 .pl domain names fell for one registrant on average



During the analysed period there were **38 752** changes of .pl domain name registrants.

Division of registrants of .pl domain names, Q4 2021



Copyright by NASK

64.61% organizations

35.39% natural persons

.pl domain names, active in DNS, as divided into the type of a registrant, Q4 2021

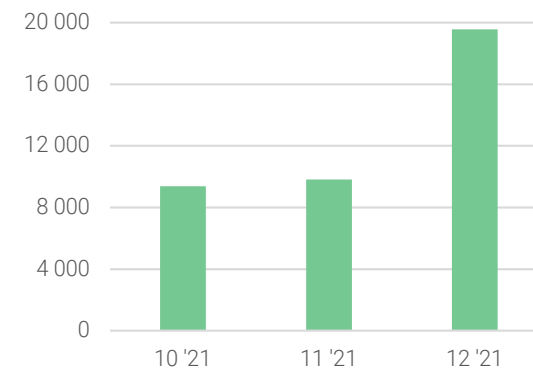


Copyright by NASK

64.58% organizations

35.42% natural persons

Number of changes of .pl domain name registrants, Q4 2021



Copyright by NASK

Division of .pl domain name registrations for the type of registrant, Q4 2021



Copyright by NASK

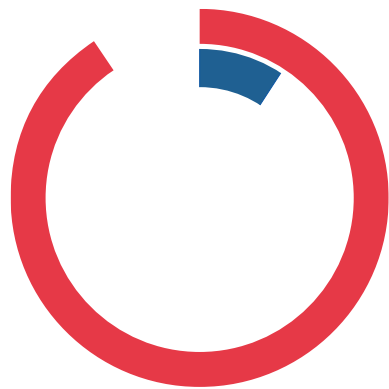
50.01% organizations

49.99% natural persons

Registrants of .pl domain names

Place of residence of .pl domain name registrants

Division of .pl domain names active in DNS for registrant's country, Q4 2021




Copyright by NASK

90.83% Poland

9.17% remaining

Germany	1.71%
USA	1.17%
China	1.11%
Great Britain	0.69%
Netherlands	0.55%
Seychelles	0.44%
Czech Rep.	0.39%
France	0.39%
Ukraine	0.24%
Italy	0.22%
remaining	2,26%

Division of .pl domain name registrations for a registrant's country, Q4 2021



Copyright by NASK

84.61% Poland

15.39% remaining

China	4.23%
Cyprus	2.58%
USA	1.81%
Germany	1.55%
Seychelles	0.85%
remaining	4.37%

Additional services of .pl domain registry

DNSSEC

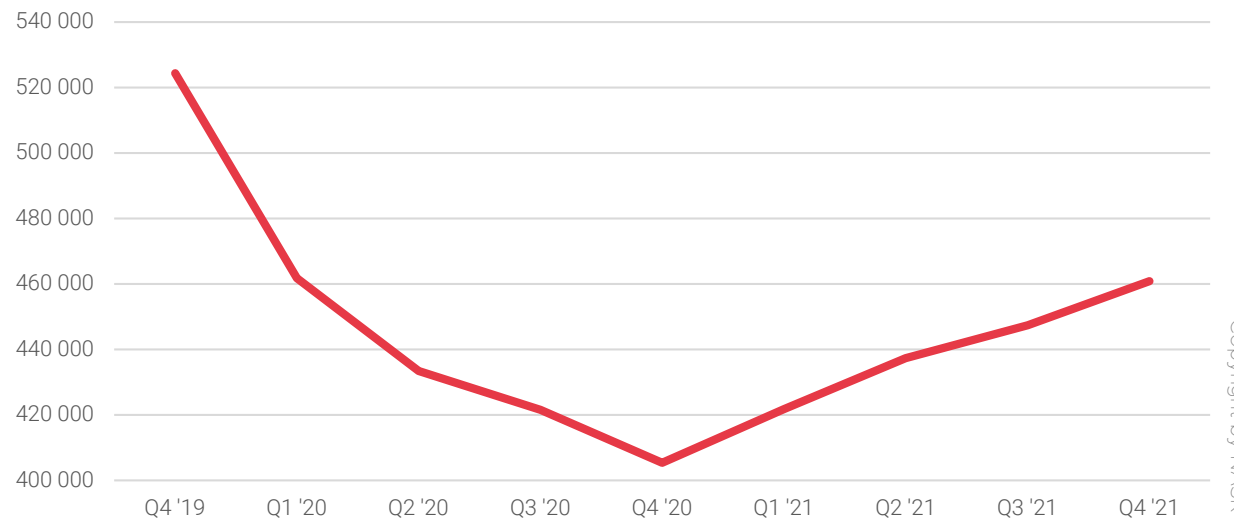
At the end of December 2021, in the .pl domain registry, there were **460 869** names secured with the DNSSEC protocol, with **38.23%** thereof being registered in 2021, **37.39%** between 2020 and 2015, **21.82%** between 2014 and 2005, while remaining **2.52%** before 2005.

During the fourth quarter the number of names, secured with that method, increased by **13 542**. In the .pl domain registry an average of **147** secured names were added per day.



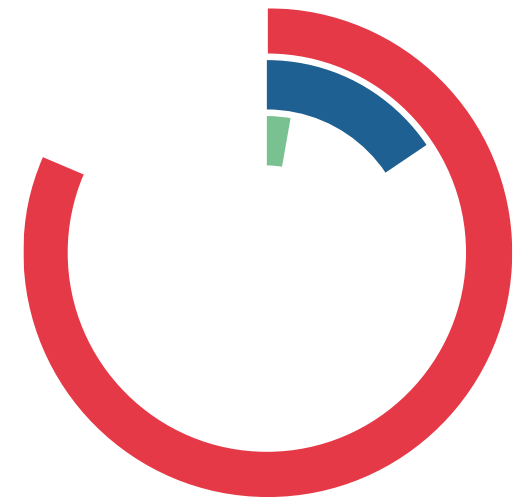
460 869 names secured with DNSSEC protocol

Number of the .pl domain names secured with DNSSEC



NASK's report for the fourth quarter of 2021

.pl domain names secured with DNSSEC as divided into a type of zone, Q4 2021



81.47% second level domain names

15.61% functional

2.92% regional

Copyright by NASK

Copyright by NASK

Additional services of .pl domain registry

IDN

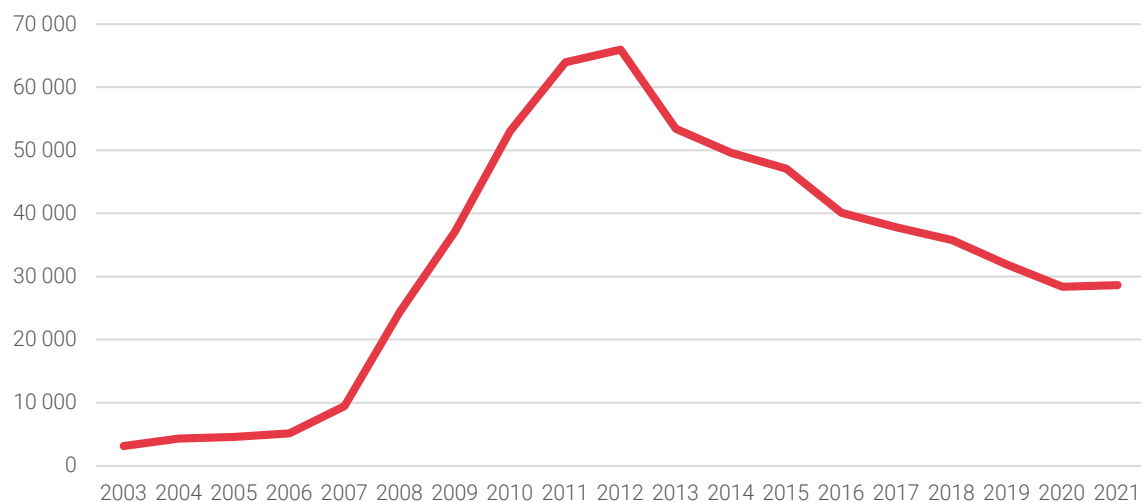
At the end of the fourth quarter of 2021 names with national diacritic signs (IDN) constituted **1.13%** of all .pl domain names, active in DNS. Their number increased by **1.51%**, as compared to the previous quarter, and amounted **28 609**.

From 1 October to 31 December 2021 **2 226** IDNs were registered, which constituted **1.27%** of all .pl domain names registered during that period. In comparison to the previous quarter the number of registered names was higher by **8.80%**.



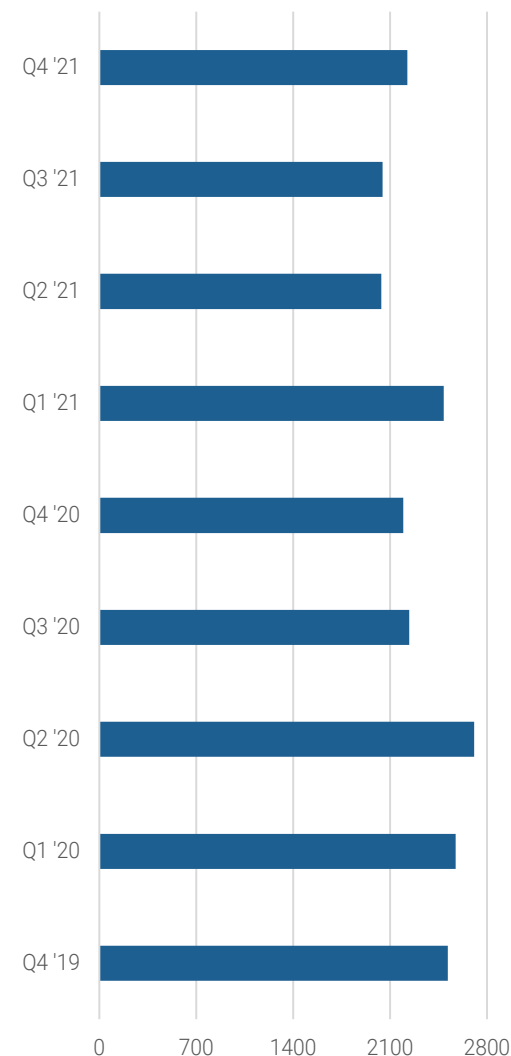
2 226 IDNs registered in Q4 2021

Number of .pl IDNs active in DNS



Copyright by NASK

Number of registration of .pl IDNs



Copyright by NASK

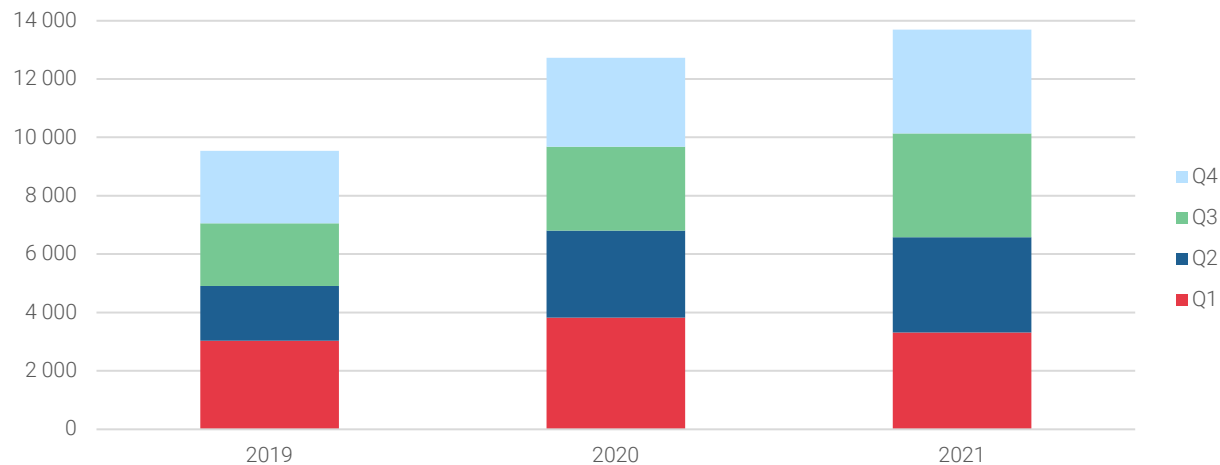
Additional services of .pl domain registry

Options

In the last quarter of 2021, **3 559** new agreements on options were concluded and **487** were renewed for a consecutive 3-year period. In case of **1 245** agreements a domain name was provided for registration. **39** of provided names failed to be registered for reasons attributed to an option holder. Those domain names were released for public registration.

The number of agreements, concluded in particular months, amounted to: **1 046** in October, **1 219** in November and **1 294** in December.

Number of WLS registrations



Copyright by NASK



Since the launching of the service of option for registration in 2004



the .pl domain registry has concluded over 254 thousand agreements



44.00%

thereof being completed with provision of a .pl domain name for registration

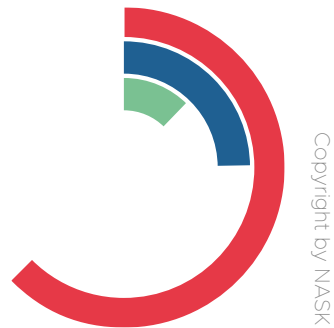
Registrars of .pl domain names

NASK Partner Programme

At the end of December 2021 in the NASK Partner Programme, there were participating **209** registrars from **24** countries.

131 registrars, servicing totally over **1.6 million** .pl domain names, had their registered offices in Poland, **52** registrars, seated in other European countries, were handling over **524 thousand** .pl domain names, whereas **26** registrars, from outside of Europe, were operating nearly **363 thousand** .pl domain names.

Partners of NASK, division by place of residence, Q4 2021



62.68% Poland
24.88% Europe
12.44% remaining countries

Division of .pl domain names for Partner's registered office, Q4 2021



64.87% Poland
20.75% Europe
14.38% remaining countries

209
Partners



24
countries

Copyright by:



NASK

Text and correction: Anna Gniadek
Agata Leszczyńska
Katarzyna Nitychoruk
Marzena Pastuszka
Weronika Rakowska

**Compilation and description of data gathered
from the .pl domain name registry system:** Alina Wiśniewska-Skura

Design: Tomasz Szladowski

Translation Piotr Studziński-Raczyński

dns.pl