

**Q3**  
**2021**



**.pl domain name  
market**  
NASK's report

# Table of Contents

---

<b>Introduction</b>	<b>3</b>	<b>Registrants of .pl domain names</b>	<b>10</b>
<hr/>		Registrants in the .pl domain registry	
<b>Facts and figures</b>	<b>4</b>	Place of residence of .pl domain name registrants	
<hr/>		<hr/>	
<b>.pl domain names active in DNS</b>	<b>5</b>	<b>Additional services of .pl domain registry</b>	<b>12</b>
Domain names in .pl domain registry		DNSSEC	
Transfers		IDN	
Renewal of a domain name for a consecutive billing period		Options	
<hr/>		<hr/>	
<b>Domain names released from the .pl domain registry</b>	<b>8</b>	<b>Registrars of .pl domain names</b>	<b>15</b>
<hr/>		NASK Partner Programme	
<b>New names in the .pl domain registry</b>	<b>9</b>	<hr/>	



## Roman Malinowski

Director of  
.pl Domain Registry

# Introduction

---

Dear Readers,

At the end of the third quarter of 2021, the .pl domain registry had **2 507 188** names, active in DNS, by **6 478** more than in the previous quarter. In comparison with the second quarter the number of registrants increased as well. It increased by **2 367** and, at the end of September, amounted to **1 105 406**. It is worth pointing out that Q3 2021 is another quarter in a row when an increase in the number of domain names, secured with the DNSSEC protocol (Domain Name System Security Extensions), was noted. The number of domain names whose registrants chose to make their DNS experience more secure stood at **447 327**, the best result in more than a year.

The renewal rate increased again in the past quarter, reaching **72.76%**. Thus, the number of names, released to the pool of free domain names due to the lack of renewal for the next billing period by registrants, decreased. In the third quarter, there were **133 784** of them, **38 566** fewer than in the second quarter. The number of names, released from the .pl domain registry after their previous removal, was lower by **3 305** and, at the end of the third quarter, it amounted to **1 011**.

Within the 30<sup>th</sup> Economic Forum in Karpacz, held on 7-8 September this year, the 3<sup>rd</sup> Cyber Security Forum took place, co-organized by NASK and the Chancellery of the Prime Minister. This event became also an opportunity to discuss the services offered by the .pl domain registry. The talks were mainly focused on the topics related to raising the security level of domain names. As a result, at the end of September the annual promotion for the .pl Registry Lock service for NASK Partners was launched.

In the last quarter the registration of participants for the most important digital event of the year took place - 16<sup>th</sup> United Nations Digital Summit - IGF 2021. IGF 2021 will be held on 6-10 December 2021 in the International Congress Centre in Katowice, which for a few days will become the capital of the global discussion on the future of the Internet. For up-to-date information on how to participate in the event in a stationary as well as online format, please visit [this page](#).

I invite you to read the report.

# Facts and figures



Over

**2.5 m**

active .pl  
domain names



Over

**158 k**

new names



Over

**447 k**

names secured  
with DNSSEC



**213**

NASK  
Partners



Nearly

**21 k**

transfers



**72.76%**

renewal rate



Over

**1.1 m**

registrants



**1 721**

registrations  
daily average



**64.64%**

of registrants  
constitute  
organizations



**35.36%**

natural persons



**42**

names  
secured with  
.pl Registry Lock

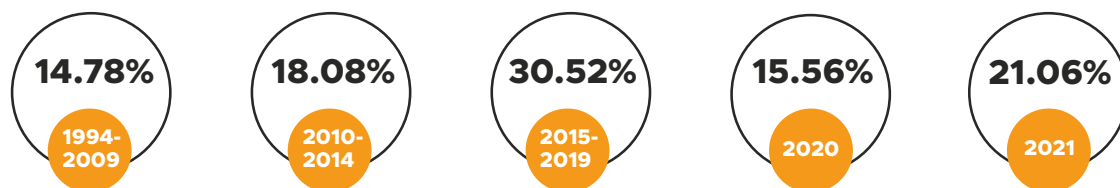
# .pl domain names active in DNS

## Domain names in .pl domain registry

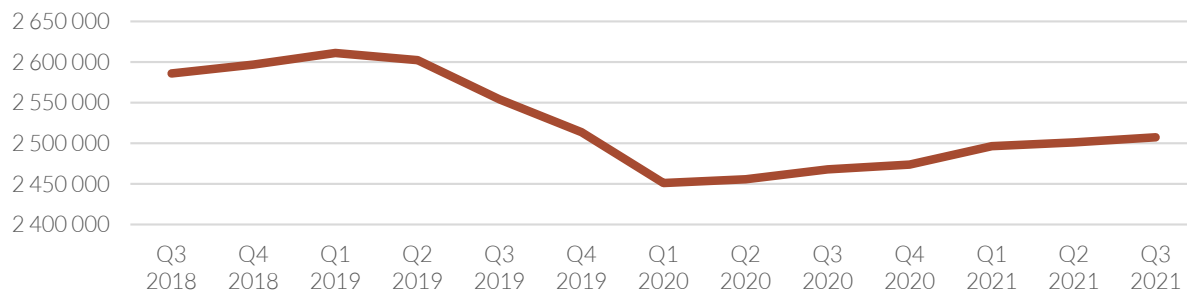
At the end of the third quarter of 2021, in the .pl domain registry, there were **2 507 188** domain names active in DNS, by **6 478** more as compared to the end of the second quarter. Annual growth rate of the number of domain names amounted to **1.59%**.

Out of all domain names, active in DNS, **2 026 836** names were being maintained directly in the .pl domain, **384 826** in the functional domains (e.g. .com.pl, .info.pl) and **95 526** in the regional domains (among others, .waw.pl, .szczecin.pl).

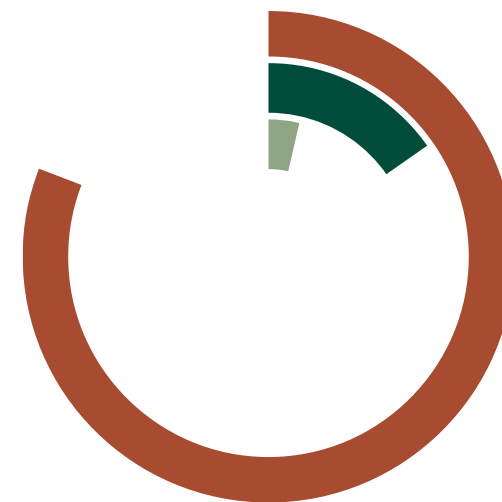
### Year of registration of .pl domain names active in DNS



### Number of .pl domain names in DNS



### Number of domain names active in DNS as divided into the type of zone, Q3 2021



**80.84%** second level domain names

**15.35%** functional

**3.81%** regional

# .pl domain names active in DNS

## Transfers

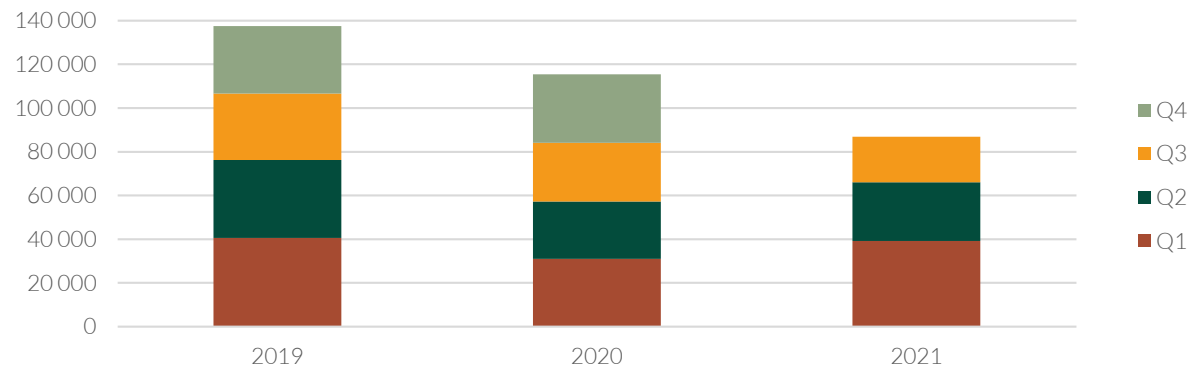
From the beginning of July to the end of September 2021 registrants **20 860** times changed a registrar handling .pl domain names maintained for them.

In **1 830** cases, transfer of service was executed with a simultaneous renewal of a .pl domain name for a consecutive billing period, whereby **591** changes were effected after the billing period had been completed.



**1 830** transfers with renewal in Q3 2021

Number of .pl domain name transfers



Copyright by NASK

Division of transfers, Q3 2021



Copyright by NASK

**91.23%** active domain names

**5.94%** active domain names with renewal

**2.83%** inactive domain names

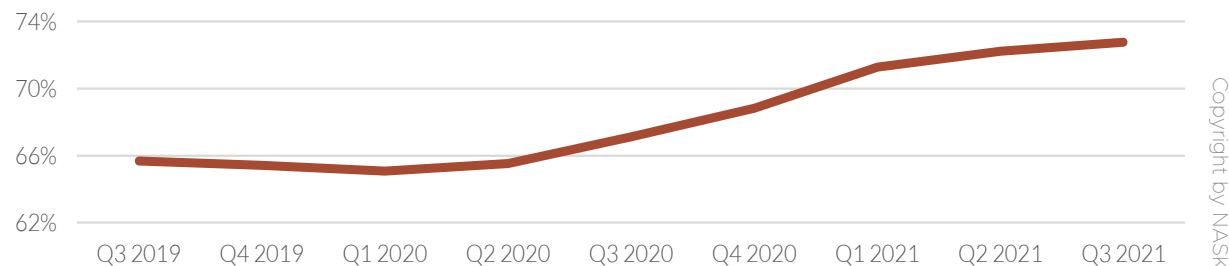
# .pl domain names active in DNS

## Renewal of a domain name for a consecutive billing period

The renewal rate at the end of September 2021 reached the level of **72.76%**. In comparison to the second quarter of 2021 the rate increased by **0.54 p.p.**, whereas, as compared to the third quarter of 2020, it grew by **5.63 p.p.**

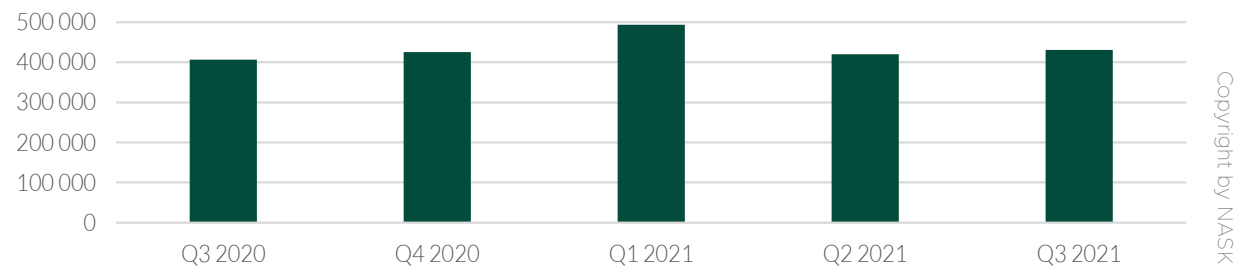
In the third quarter, **430 420** .pl domain names were renewed, while in case of **1 308** names the end of the billing period was shifted by an individually defined number of days.

### Renewal rate of .pl domain names



Copyright by NASK

### Number of renewed .pl domains

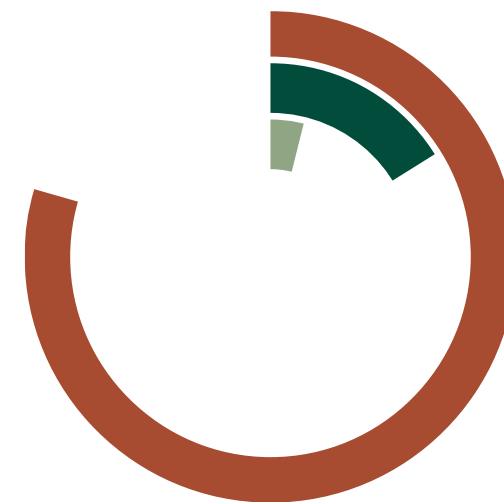


Copyright by NASK



**430 420**  
renewals in Q3 2021

### Structure of renewed .pl domain names, Q3 2021



Copyright by NASK

**79.64%** second level domain names

**16.25%** functional

**4.11%** regional

# Domain names released from the .pl domain registry

From the beginning of July to the end of September 2021, there were released **133 784** names from the .pl domain registry due to lack of renewal for a consecutive billing period by registrants.

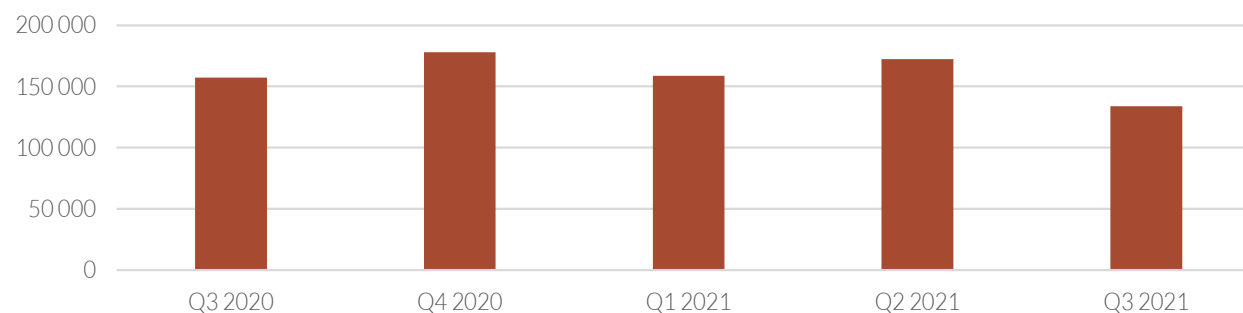
In the discussed period, **1 011** names were deliberately deleted from the registry by the EPP request.



**133 784**

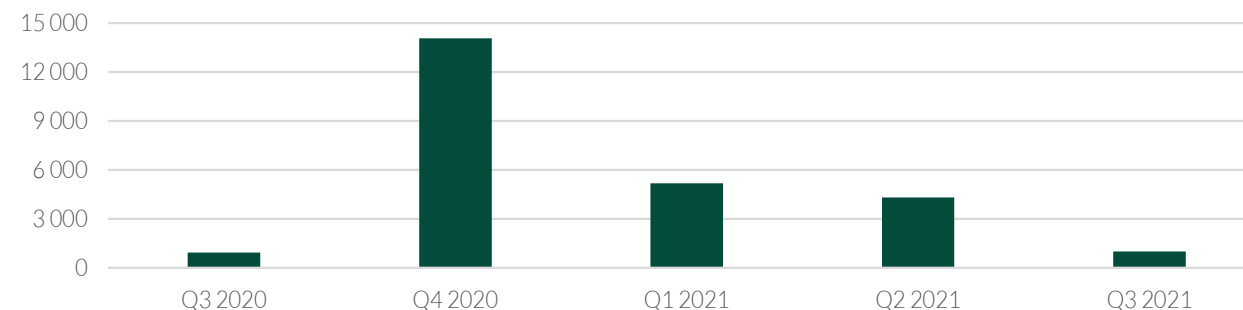
**.pl domain names released due to non-renewal**

**Number of .pl domain names released due to non-renewal**

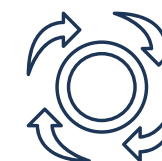


Copyright by NASK

**Number of .pl domain names released after previous deletion**



Copyright by NASK



**1 011**

**.pl domain names released after previous deletion**

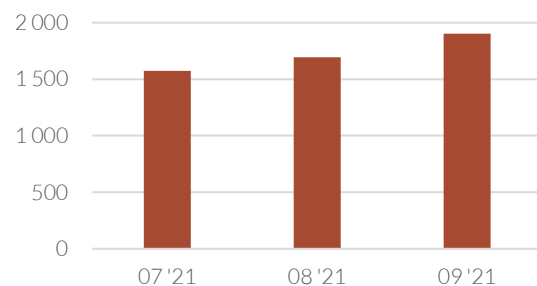


# New names in the .pl domain registry

During the third quarter of 2021, **158 345** .pl domain names were registered. In July the number of registration amounted to **48 754**. In August **52 498** new names were registered. The highest number of names was registered in September when **57 093** new names were registered.

In the discussed period **132 585** names were registered directly in the .pl domain, **19 715** in functional domains and **6 045** in regional domains.

Number of .pl domain name registrations, daily average, Q3 2021



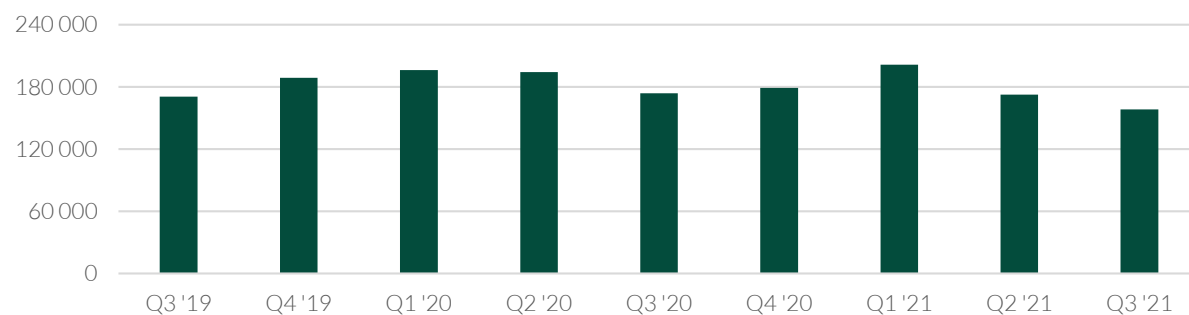
Copyright by NASK



**1 721**

daily average number of new .pl domain name registrations

Number of .pl domain name registrations



Copyright by NASK

.pl domain name registrations as divided into a type of zone, Q3 2021



Copyright by NASK

**83.73%** second level domain names

**12.45%** functional

**3.82%** regional

# Registrants of .pl domain names

## Registrants in the .pl domain registry

At the end of the third quarter of 2021, in the .pl domain registry, there were **1 105 406** entries of unique .pl domain name registrants, by **2 367** registrants more than in the second quarter of 2021.

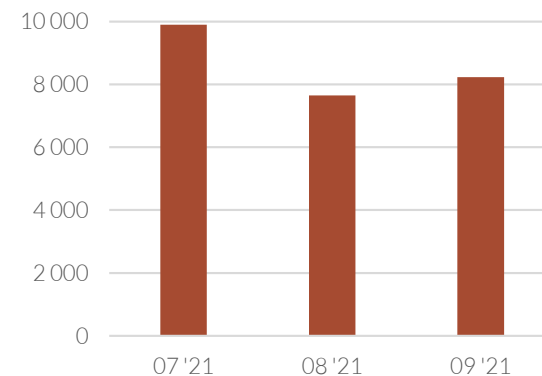


**2.27** .pl domain names fell for one registrant on average



there were **25 774** changes of .pl domain names registrants

Number of changes of .pl domain name registrants, Q3 2021



Copyright by NASK

Division of registrants of .pl domain names, Q3 2021



Copyright by NASK

**64.64%** organizations  
**35.36%** natural persons

Division of .pl domain names for registrants, Q3 2021



Copyright by NASK

**64.88%** organizations  
**35.12%** natural persons

Division of .pl domain name registrations for the type of registrant, Q3 2021



Copyright by NASK

**50.93%** organizations  
**49.07%** natural persons

# Registrants of .pl domain names

## Place of residence of .pl domain name registrants

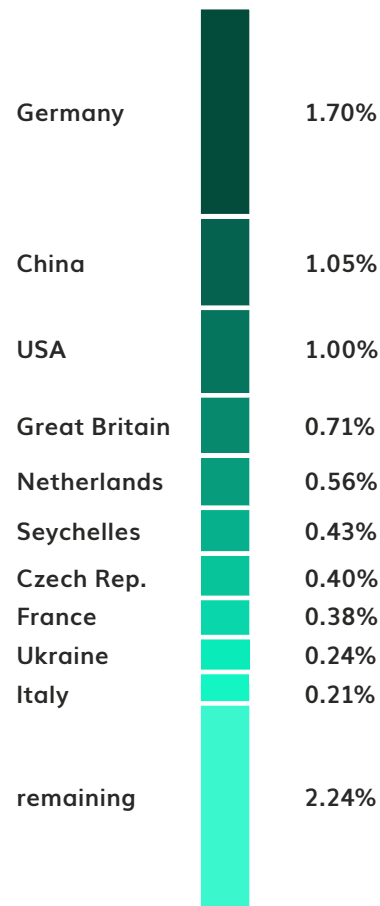
Division of .pl domain names active in DNS for registrant's country, Q3 2021



Copyright by NASK

**91.08%** Poland

**8.92%** remaining



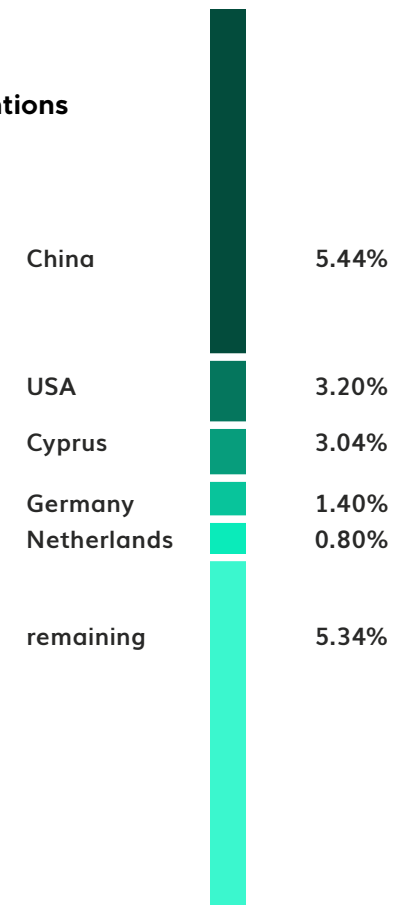
Division of .pl domain name registrations for a registrant's country, Q3 2021



Copyright by NASK

**80.78%** Poland

**19.22%** remaining



# Additional services of .pl domain registry

## DNSSEC

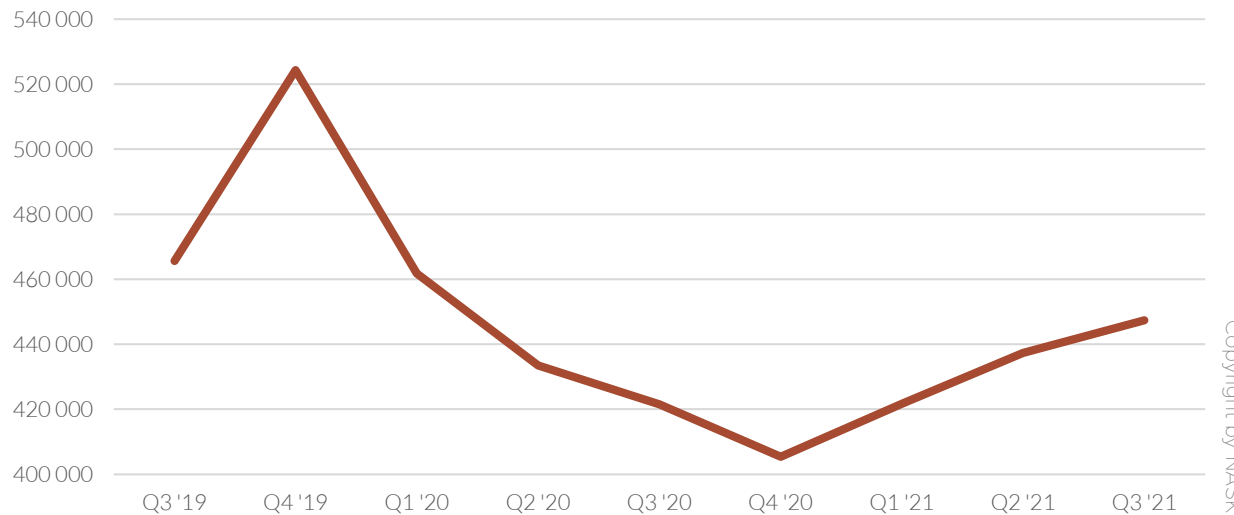
At the end of September 2021, in the .pl domain registry, there were **447 327** names secured with the DNSSEC protocol. During the third quarter the number of secured names increased by **9 967**. In the .pl domain registry an average of **108** secured names were added per day.

.pl domain names secured with DNSSEC as divided into a type of zone, Q3 2021



**447 327** names secured with DNSSEC protocol

Number of the .pl domain names secured with DNSSEC



**81.34%** second level domain names

**15.79%** functional

**2.87%** regional

# Additional services of .pl domain registry

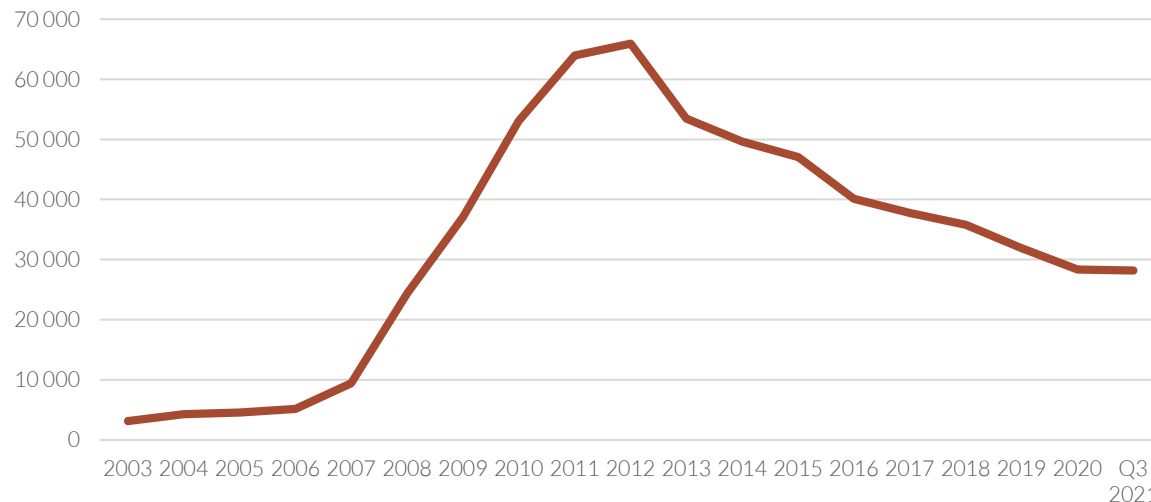
## IDN

In the .pl domain registry at the end of September 2021, there were **28 184** names, active in DNS, with national diacritic signs (IDN). They constituted **1.12%** of all active .pl domain names.

From the beginning of July to the end of September 2021 **2 046** IDNs were registered, which constituted **1.29%** of all .pl domain names registered during the period under discussion.

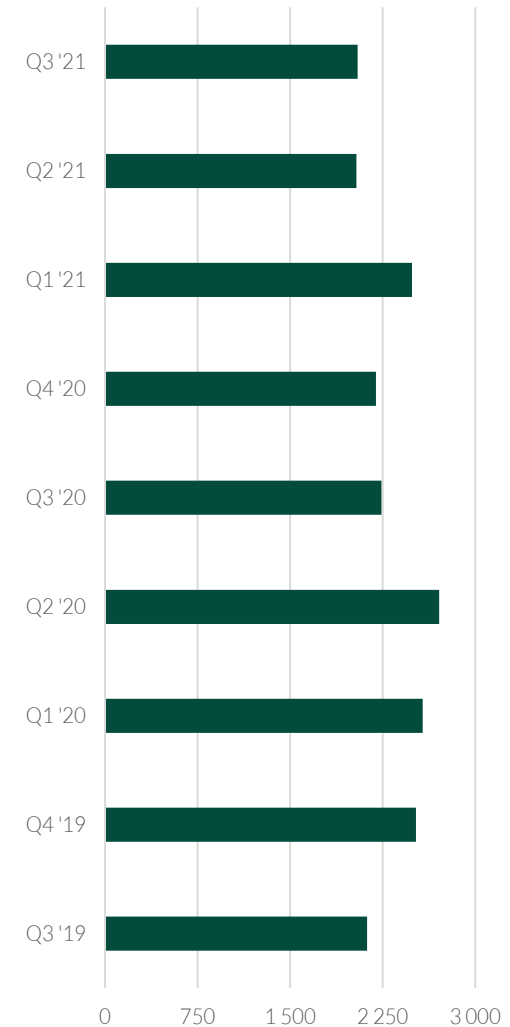
 **2 046** IDNs registered in Q3 2021

Number of .pl IDNs active in DNS



Copyright by NASK

Number of registration of .pl IDNs



Copyright by NASK

# Additional services of .pl domain registry

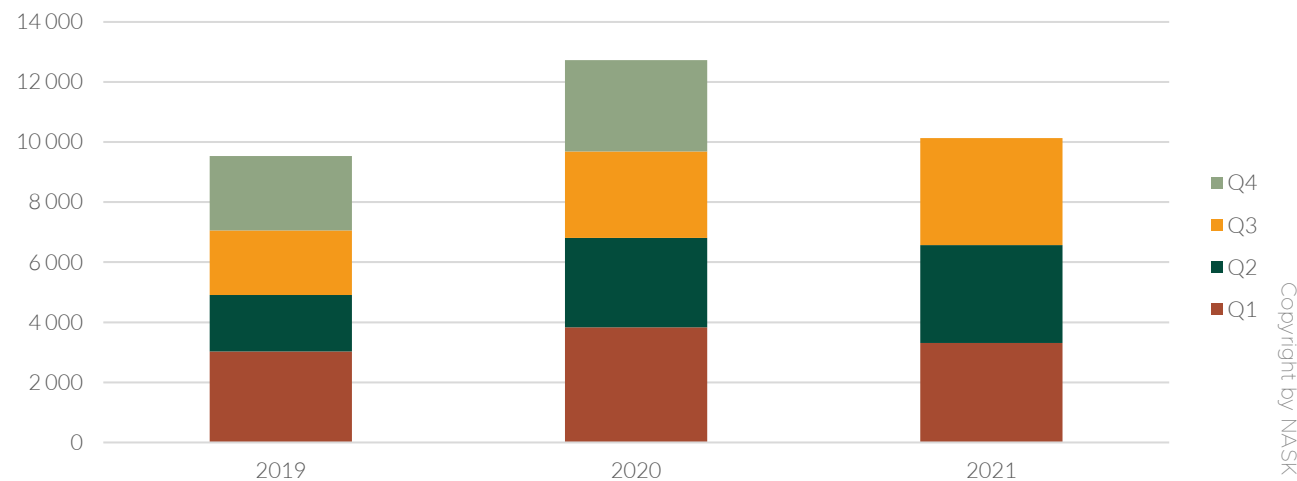
## Options

In the third quarter of 2021, **3 559** agreements on options for the registration of .pl domain names were concluded and **422** agreements were renewed for a consecutive 3-year period.

The number of agreements, concluded in particular months of the third quarter, amounted to: **1 204** in July, **1 058** in August and **1 297** in September.

**1 049** agreements on options were executed with providing a domain name for registration. In **65** cases registration failed for reasons attributed to an option holder, thus domain names in question being released for public registration.

### Number of WLS registrations



Since the launching of the service of option for registration in 2004



the .pl domain registry has concluded over 250 thousand agreements



**44.13%**

thereof being completed with provision of a .pl domain name for registration

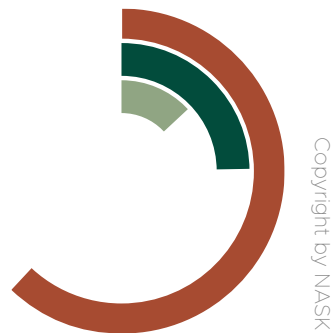
# Registrars of .pl domain names

## NASK Partner Programme

The .pl domain registry, at the end of the third quarter, was cooperating, within the NASK Partner Programme, with **213** registrars from **25** countries. In the third quarter two new entities joined the Partner Programme, while two other left the Programme for inactivity.

**132** registrars, servicing totally over **1.6 million** .pl domain names, had their registered offices in Poland, **53** registrars, seated in other European countries, were handling over **518 thousand** .pl domain names, whereas **28** registrars, from outside of Europe, were operating nearly **349 thousand** .pl domain names.

Partners of NASK, division by place of residence, Q3 2021



Copyright by NASK

**61.97%** Poland  
**24.88%** Europe  
**13.15%** remaining countries

.pl domain name market share between Partners considering the place of residence, Q3 2021



Copyright by NASK

**65.40%** Poland  
**20.68%** Europe  
**13.92%** remaining countries

**213**  
Partners



**25**  
countries

**Text and correction:** Anna Gniadek  
Agata Leszczyńska  
Marzena Pastuszka  
Weronika Rakowska

**Compilation and description  
of data gathered from  
the .pl domain name registry system:** Alina Wiśniewska-Skura

**Design:** Tomasz Szladowski

**Translation:** Piotr Studziński-Raczyński



**dns.pl**

Copyright by:  
**NASK**