



**Q1**

# **.pl domain name market**

NASK's report for  
the first quarter of 2020



# TABLE OF CONTENTS

<u>Introduction</u>	<b>3</b>	<u>Additional services of .pl domain registry</u>	<b>11</b>
<u>Facts and figures</u>	<b>4</b>	DNSSEC	
<u>.pl domain names active in DNS</u>	<b>5</b>	IDN	
Domain names in .pl domain registry		Options	
Transfers		.pl Registry Lock	
Renewal of a domain name for a consecutive billing period		<u>Registrars of .pl domain names</u>	<b>15</b>
<u>New names in the .pl domain registry</u>	<b>8</b>	NASK Partner Programme	
<u>Registrants of .pl domain names</u>	<b>9</b>	<u>Internet 24/7</u>	<b>16</b>
Registrants in the .pl domain registry			
Place of residence of .pl domain name registrants			





# Kamil Sitarski

Director of NASK PIB

## INTRODUCTION

### Dear Readers,

In the first quarter of 2020 NASK carried out intensive activities in the area of cybersecurity. Within the framework of those activities, the .pl domain registry implemented in its systems a new method of handling the DNSSEC protocol. Thanks to the introduced changes, the time of signing and validating zones is 9 times faster than in the previously used solution.

At the beginning of the year the project of withdrawing the facility to reserve .pl domain names by registrars was completed. Currently the registration of the .pl domain name is not preceded by a 14-day reservation period. Thanks to that, the registration process has been significantly simplified, in accordance with our clients' expectations, and become similar to the model occurring in other top-level domain registries.

At present, it is hard not to mention the ongoing COVID-19 virus pandemic which has also had a great impact on the Internet services market. This topic is described in more detail in the article from the Internet 24/7 series.


I invite you to get acquainted with the report!

# FACTS AND FIGURES



Over

**2.4** million  
active .pl domain  
names



Over

**196** thousand  
new names



Nearly

**462** thousand  
names secured  
with DNSSEC



**212**  
NASK Partners



Over

**31** thousand  
transfers



**65.07%**  
renewal rate



Nearly

**1.07** million  
registrants



**2155**  
registrations daily  
average



**65.43%**  
of registrants constitute  
organizations



**34.57%**  
of registrants consti-  
tute natural persons

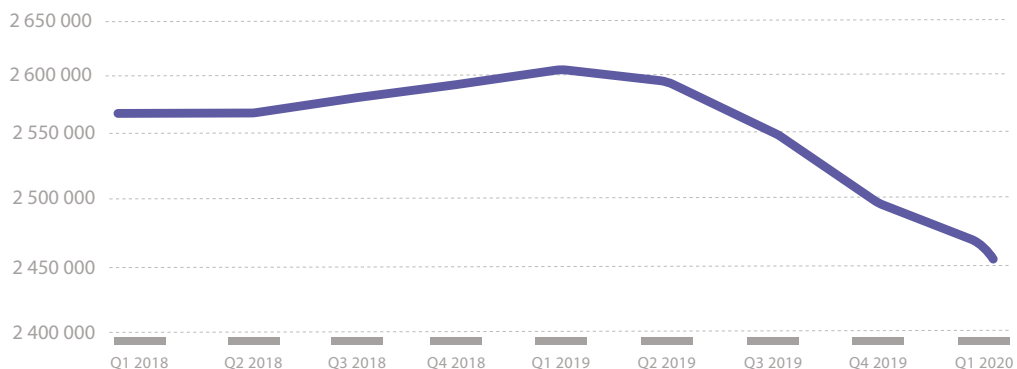
# .PL DOMAIN NAMES ACTIVE IN DNS

## Domains in .pl domain registry

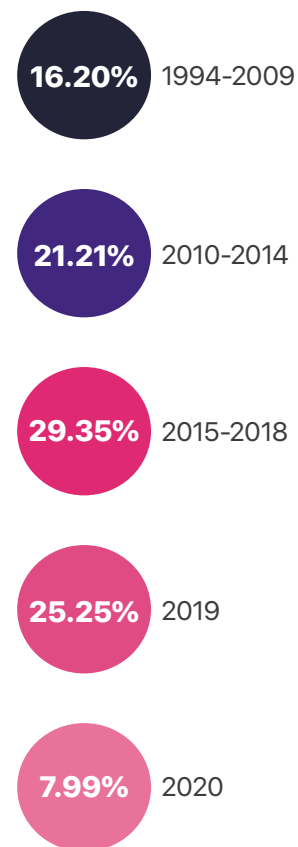
At the end of the first quarter of 2020 the .pl domain registry there were **2 451 074** domain names active in DNS. As compared to the end of the fourth quarter of 2019, there followed a decrease of 62 417 names, i.e. by 2.48%.

From among all the names active in DNS, **1 915 145** were being maintained directly in the .pl domain, **425 746** in the functional domains (e.g. .net.pl, .edu.pl), while in regional domains (e.g. .waw.pl, .katowice.pl) **110 183** names.

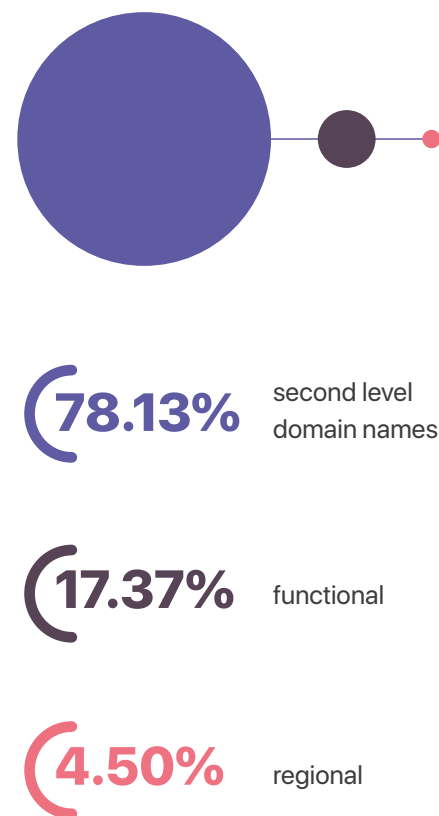
### Number of .pl domain names in DNS



### Registration year of .pl domain names active in DNS



### Number of domain names active in DNS as divided into the type of zone, Q1 2020



Copyright by NASK

Copyright by NASK

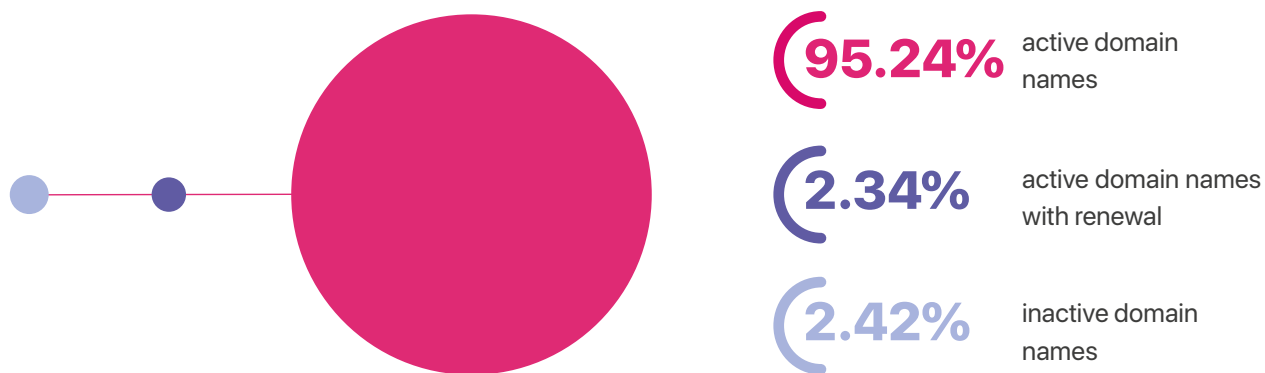
# .PL DOMAIN NAMES ACTIVE IN DNS

## Transfers

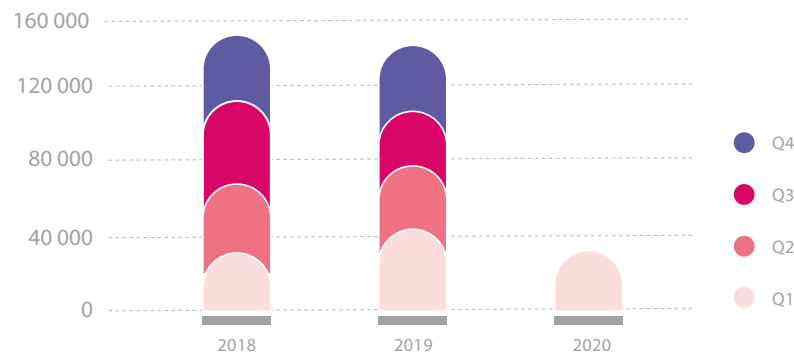
From the beginning of January to the end of March 2020 **341** names were being transferred daily average, and totally, during the discussed period, registrants **31 042** times changed a registrar servicing .pl domain names maintained for them.

**725** transfers of service were executed with a simultaneous renewal of a domain name, active in DNS, for a consecutive billing period, while **754** were effected with a simultaneous renewal of a domain name, no longer active in DNS.

Division of transfers, Q1 2020



Number of .pl domain name transfers



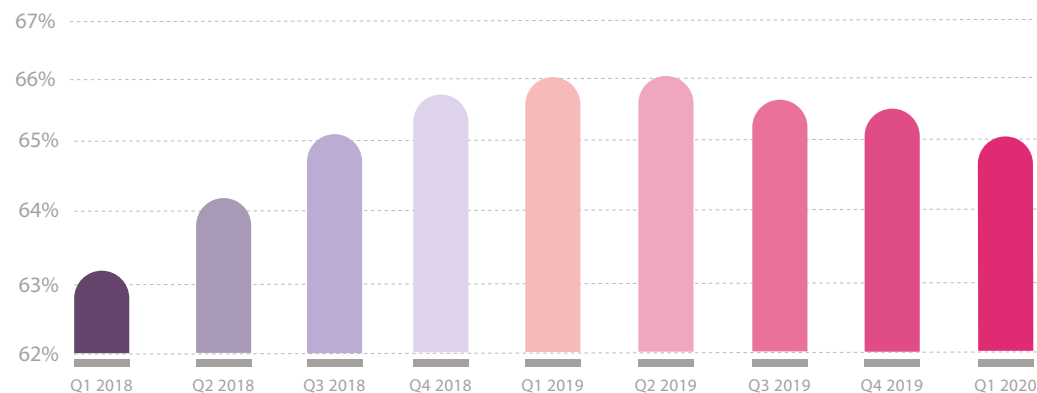
# .PL DOMAIN NAMES ACTIVE IN DNS

## Renewal of a domain name for a consecutive billing period

The renewal rate of the .pl domain names at the end of the first quarter of 2020 equalled **65.07%**.


During the first quarter of 2020 nearly **479 thousand** names were renewed, while for **1 715** names the end date of a billing period was shifted by an individually defined number of days.

## Renewal rate of .pl domain names



NASK's report for the first quarter of 2020

## Structure of renewed .pl domain names, Q1 2020



**78.32%** second level domain names

**17.63%** functional

**4.05%** regional

Copyright by NASK

Copyright by NASK

# NEW NAMES IN THE .PL DOMAIN REGISTRY

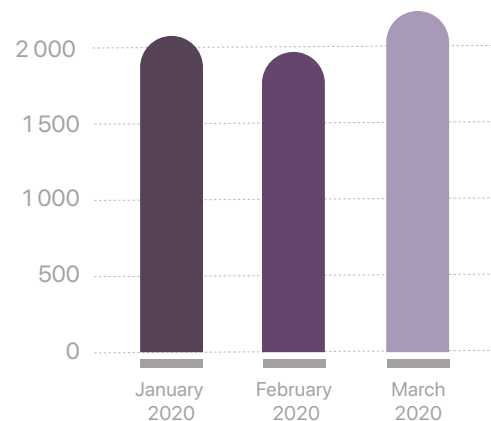
During the first quarter of 2020 **196 124** .pl domain names were registered, by 7 185 names more than in the preceding quarter. The most numerous names were registered in March when the number of registered names equalled **72 324**. In January **65 890** names were registered while in February **57 910**.




**2 155**

Daily average number of .pl domain name registrations

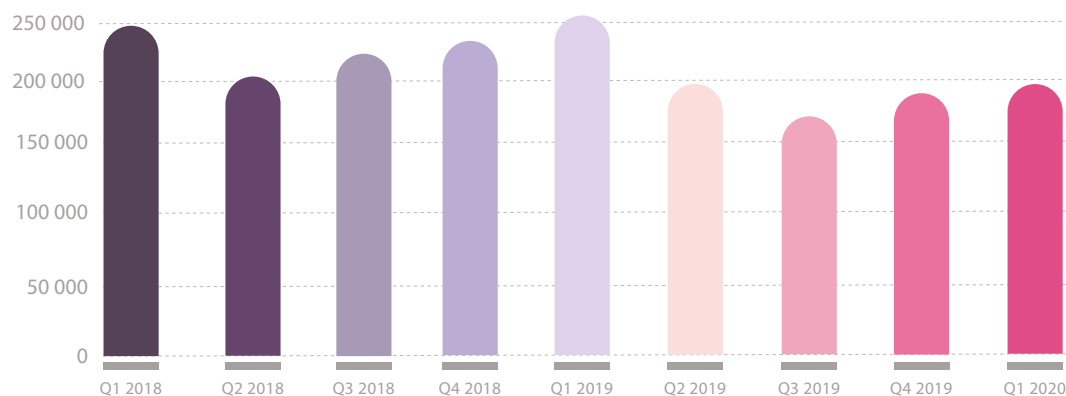
Number of .pl domain name registrations, daily average, Q1 2020



.pl domain name registrations as divided into a type of zone, Q1 2020



Number of .pl domain name registrations



**81.51%** second level domain names

**13.83%** functional

**4.66%** regional

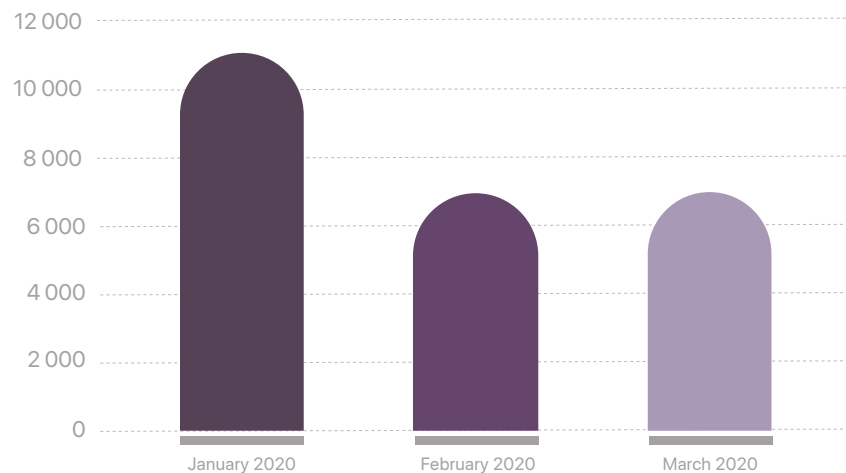


# REGISTRANTS OF .PL DOMAIN NAMES

## Registrants in the .pl domain registry

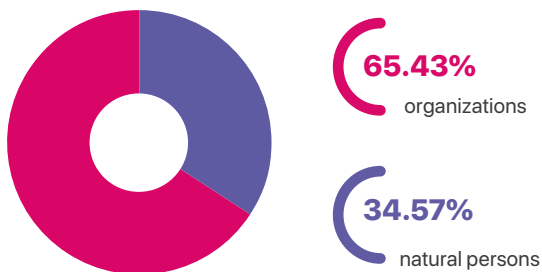
At the end of March 2020, in the .pl domain registry, there were **1 066 668** entries of unique data of .pl domain name registrants. The number was by **5 920** lower as compared to the result recorded at the end of 2019.

Number of changes of .pl domain name registrants, Q1 2020



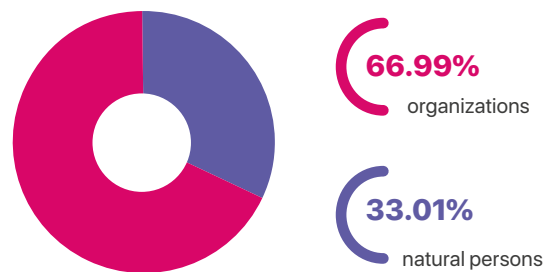
Copyright by NASK

Division of Registrants of .pl domain names, Q1 2020



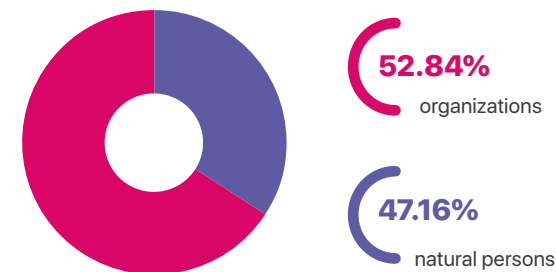
Copyright by NASK

Division of .pl domain names for Registrants, Q1 2020



Copyright by NASK

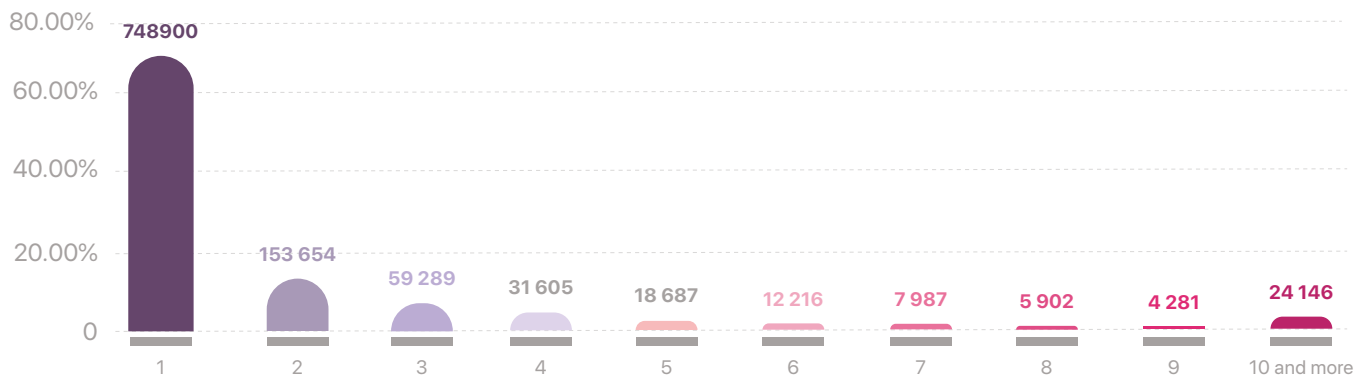
Division of .pl domain name registrations for the type of registrant, Q1 2020



Copyright by NASK

# REGISTRANTS OF .PL DOMAIN NAMES

Division of registrants by account of the number of maintained .pl domain names, Q1 2020



**2.3** .pl domain names fell for one registrant on average.

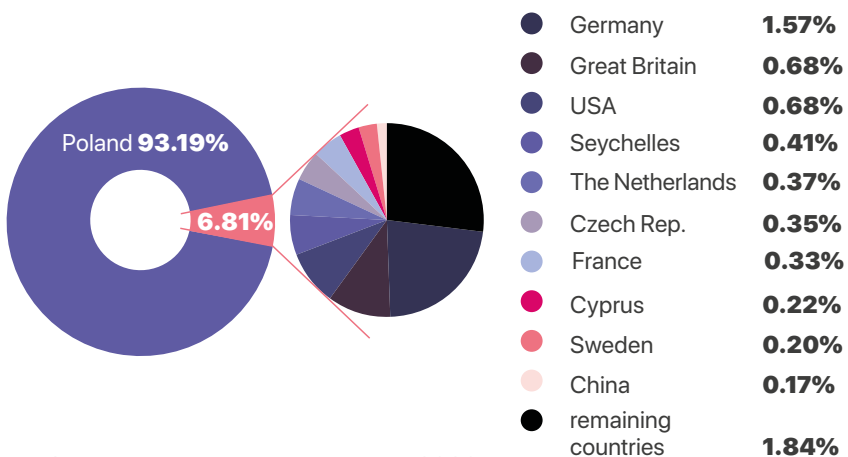


From the beginning of January to the end of March 2020 there were **25 037** changes of .pl domain names registrants.

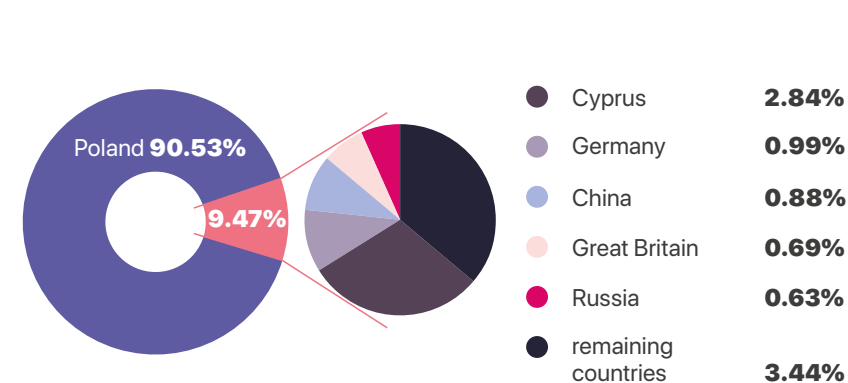
Copyright by NASK

## Place of residence of .pl domain name registrants

Division of .pl domain names, active in DNS, for registrant's country, Q1 2020



Division of .pl domain name registrations for a registrant's country, Q1 2020



NASK's report for the first quarter of 2020

Copyright by NASK

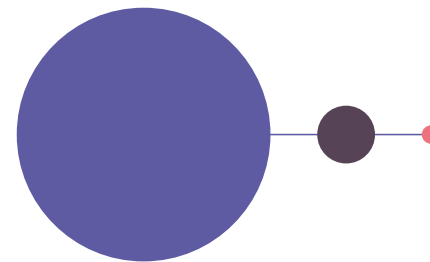
Copyright by NASK

# ADDITIONAL SERVICES OF .PL DOMAIN REGISTRY

## DNSSEC

In the .pl domain registry, at the end of March 2020, there were **461 746** names secured with the DNSSEC protocol. In the first quarter of 2020 the number of names, secured with that solution, decreased by more than **62.5 thousand**.

.pl domain names secured with DNSSEC as divided into a type of zone



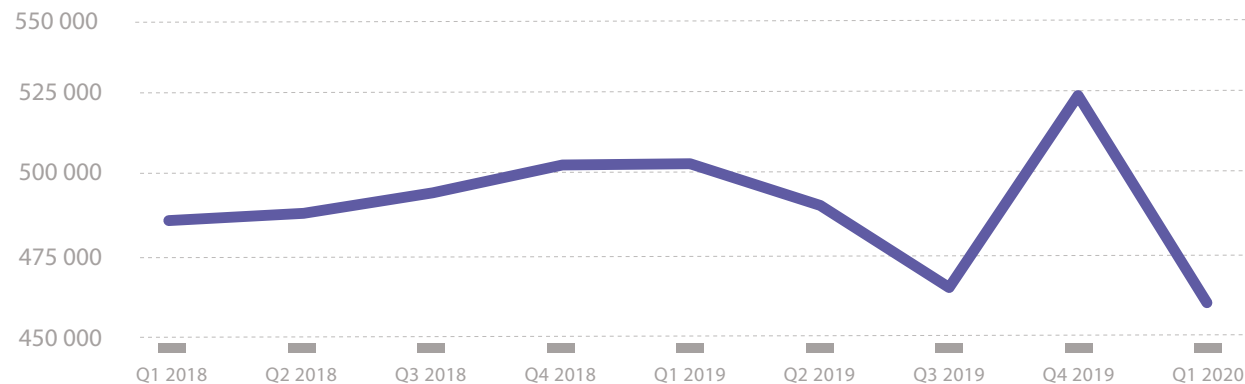
**73.34%** second level domain names

**22.65%** functional

**4.01%** regional

Copyright by NASK

Number of .pl domain names secured with DNSSEC



Copyright by NASK

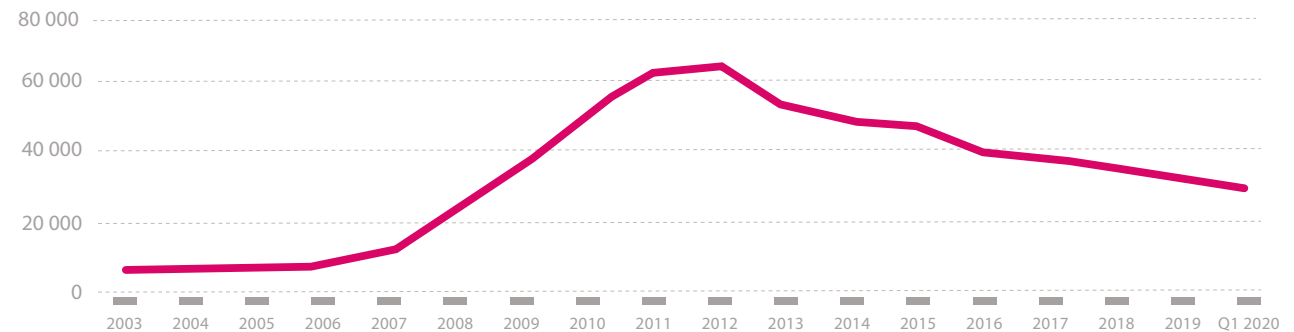
# ADDITIONAL SERVICES OF .PL DOMAIN REGISTRY

## IDN

At the end of March 2020, in the .pl domain registry there were **29 664** names with national diacritic signs (IDN), consisting **1.21%** of all active .pl domain names.

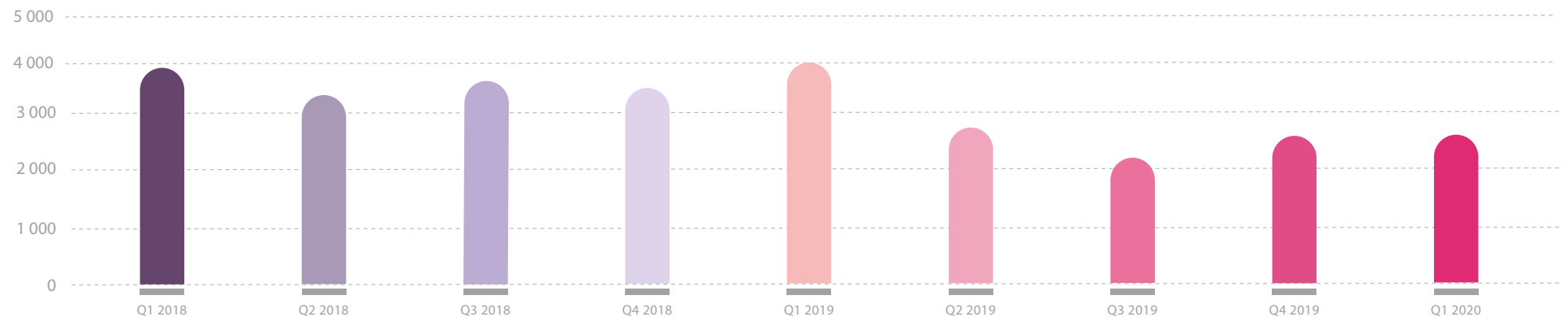
In the first quarter of 2020 **2 573** IDNs were registered, i.e. **1.31%** of all .pl domain names registered during the period under discussion.

Number of .pl IDN domain names active in DNS



Copyright by NASK

Number of registrations of .pl IDNs



Copyright by NASK

# ADDITIONAL SERVICES OF .PL DOMAIN REGISTRY

## Options

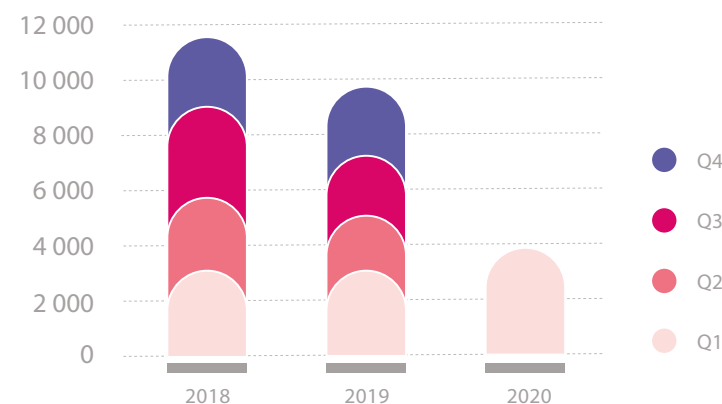
From the beginning of January to the end of March 2020 **3 828** agreements on options for the registration of .pl domain names were concluded, which was by over **1.3 thousand** more than in the previous quarter. **1 358** agreements were renewed for a consecutive 3-year period, the highest number since providing the facility to renew options in 2011.

**1 079** existing agreements on options were executed with providing a domain name for registration, while in **83** cases,


registration failed for reasons attributed to an option holder, thus domain names in question being released for public registration.

Since the moment of launching the service of option for registration of a domain name in June 2004, the .pl domain registry has concluded over **231 thousand** agreements, with **44.87%** thereof being completed with provision of a .pl domain name for registration.

Number of WLS registrations



Copyright by NASK



The number of agreements, concluded in particular months of the first quarter of 2020, amounted to:



**1 513** in January

**1 108** in February


**1 207** in March



# ADDITIONAL SERVICES OF .PL DOMAIN REGISTRY

## .pl Registry Lock

In the first quarter of 2020 the .pl Registry Lock service, allowing to block current data of a domain name, was activated 6 times.



Number of registrars providing .pl Registry Lock



**27**

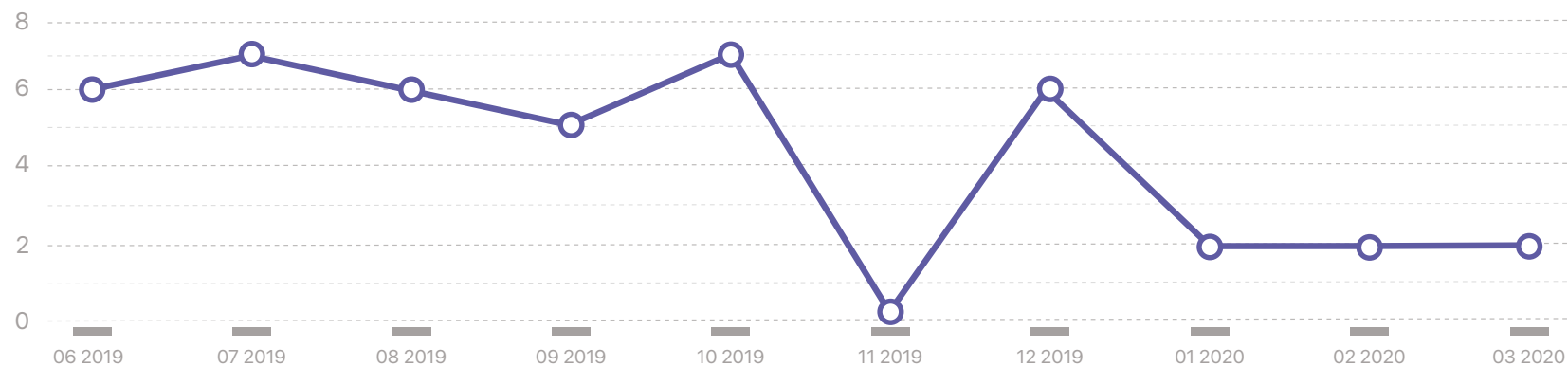


Number of domain names with active .pl Registry Lock



**40**

Number of activation of the .pl Registry Lock service\*



\*during the presented period three deactivations of the service occurred

Copyright by NASK

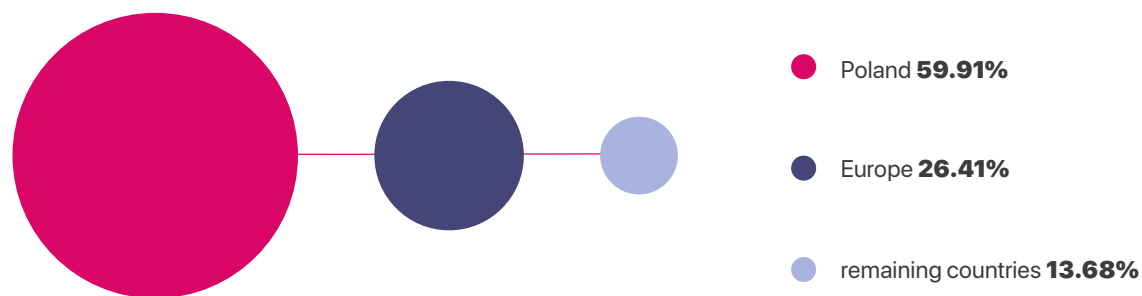
# REGISTRARS OF .PL DOMAIN NAMES

## NASK Partner Programme

The .pl domain registry, at the end of the first quarter of 2020, was cooperating, within the frames of the Partner Programme, with **212** registrars from **26** countries.

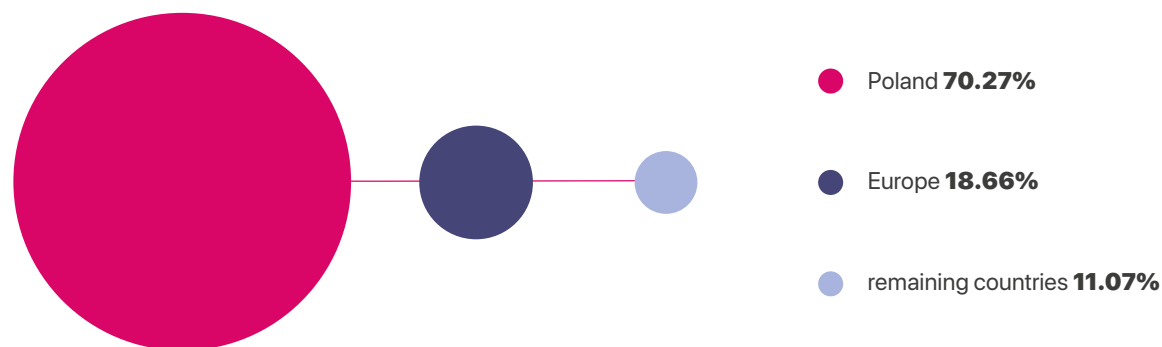
**127** NASK's Partners had their registered offices in Poland, **56** in other European countries, while **29** were domiciled beyond Europe.

Partners of NASK, division by place of residence, Q1 2020




Copyright by NASK

.pl domain name market share between Partners considering the place of residence, Q1 2020



Copyright by NASK

# INTERNET 24 / 7



## The Internet in times of coronavirus

During the ongoing COVID-19 pandemic, the availability and universality of the Internet is particularly important. The Internet is helping millions of people who are forced to isolate themselves. In the first quarter of 2020, work, education and entertainment moved even further online.

The popularity of online information services has increased significantly. In Poland, it is estimated that in the first quarter of the year, they recorded an increase in visits of up to 70%.<sup>1</sup>

The necessary isolation caused that most companies had to significantly reduce their activities. Wherever possible, employees were delegated to remote work, thanks to the possibility of maintaining efficient communication and professional activity via the Internet.

Some Internet services and tools that enable or facilitate remote working are of record interest. There has been a leap, even twenty-fold, in interest<sup>2</sup> in videoconferencing. This is due to the fact that thanks to such services it is possible not only to do business, but also education, which has completely moved to the Web. All schools and other educational institutions in Poland

try to teach via the Internet. The education of students and training for adults is provided remotely.

The need to transfer lessons, lectures and training to the Internet resulted in increased interest in domain names identified with education. In the first quarter of 2020, and especially in March, the .pl domain registry noted a significant increase in the number of domain name registrations in the .edu.pl domain – an increase of 675 compared to the last quarter of 2019. The Registry also noted an increase in the registration in the .szkola.pl domain.

However, the lack of possibility to meet in churches was most probably the main factor of the increase in interest in the domain .rel.pl, not so popular before. The number of registrations in that domain increased as many as 38 times in relation to the previous quarter.

1. Source: <https://www.wirtualnemedia.pl/artykul/serwisy-stacji-informacyjnych-mocno-w-gore-polsatnews-pl-po-rekordowym-wzroscie-przed-tvp-info-liderem-tvn24>
2. Source: <https://venturebeat.com/2020/04/02/zooms-daily-active-users-jumped-from-10-million-to-over-200-million-in-3-months/>





**dns.pl**



**Text:**

Anna Gniadek, Agata Leszczyńska,  
Katarzyna Nitychoruk, Weronika Rakowska,  
Tomasz Szladowski

**Compilation and description of data gathered  
from the .pl domain name registry system:**

Alina Wiśniewska-Skura

**Translation:**

Piotr Studziński-Raczyński

Copyright by **NASK**